

Information Leaflets

What features could I include in my own information leaflet?

- Page title
- Headings and sub-headings
- Paragraphs with a main introductory paragraph
- Diagrams, pictures or photographs with captions
- Bullet points
- Text boxes

You won't need to include a contents page or index because a leaflet isn't as big as a book.

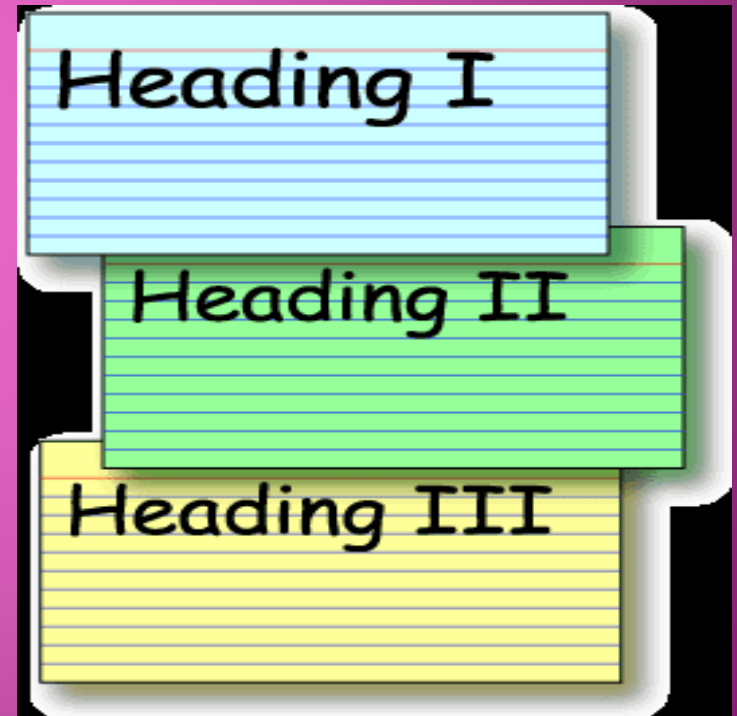


Title

Tells the reader what the text is all about.

Sub-headings

Sub-headings create even smaller sections of text with their own headings.




OPENING STATEMENT

The opening statement, or introductory paragraph, contains the most important information of the text.



Diagram

A diagram is a labelled picture that shows the reader something important that was mentioned in the text. It may have a title and normally has a **caption** to state what the image shows. You may also see photographs used in this way.



A diagram to show parts of the body



Text boxes

A text box highlights a section of information within a box.

Bullet Points

- Some of the text may be written using bullet points rather than full sentences.

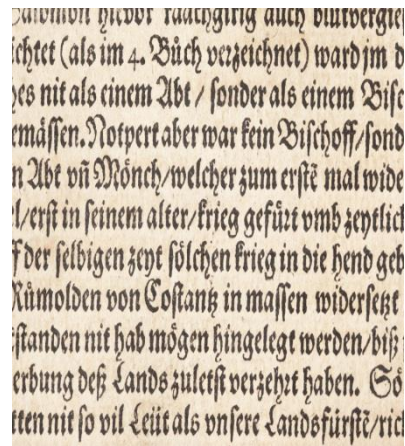
Text in paragraphs text in paragraphs. Text in paragraphs. Text in paragraphs. Text in paragraphs. Text in paragraphs. Text in paragraphs. Text in paragraphs.

For more information on helping your family lead a healthy life, please turn over.

To help your child achieve and maintain a healthy weight, encourage the whole family to enjoy eating healthily and being active. Children who see their parents, grandparents and carers following a healthy and active lifestyle tend to join in and learn by example. These habits become a natural part of everyday life for the whole family.

Want more tips to help you stay healthy and happy?

A cartoon illustration of a person in an orange jumpsuit standing next to a green recycling bin. The person is holding a red can and a blue can, which are being recycled into the bin. The background is yellow.



Other text

HOW COULD YOU ORGANISE THE LEAFLET?