





	Monday	Tuesday	Wednesday	Thursday	Friday
Hi everyone, I hope you are all staying home and keeping safe. Please continue with your Maths No problem books. You need to complete a lesson a day and practice your times tables. Reading materials will be uploaded to the website daily along with a story being read aloud. Contact me on Class Dojo if you need anything or would like extra ideas of things to do. If you cannot log into Class Dojo, please ring the office and they will sort it for you.					
1	<p>English: Read The Iron Man. Watch the Iron Giant on Youtube. A link will be provided on the website.</p>	<p>English: Learn the Iron Man story. Draw a text map for it and practice it with actions.</p>	<p>English: Plan your own character flaw story. Complete the boxing up.</p>	<p>English: Create your new main character and your giant. Draw them, describe what they are like.</p>	<p>English: Look at the building suspense toolkit. Can you write your own suspense paragraph?</p>
	<p>PSHE: Can you create a poster to help people stay safe on the internet? It must be colourful and include S – Stay safe. Keep your personal information hidden. M – Don't meet up. A – Accepting files from people you don't know is unsafe. R – Reliable. Is the website or person telling the truth? T – Tell someone.</p>	<p>Art: Can you draw the iron man on the edge of the beach, on top of the cliff?</p> 	<p>Religious Education:</p>  <p>Can you create 7 'I am' statements about yourself?</p>	<p>Science: Can you create a triangle diorama of each of these habitats? Ocean, Desert, Forest, Arctic.</p> 	<p>Design and Technology: Using  recycling/ food packaging to make your own Iron Man.</p>
2	<p>English: Can you think of your setting? Describe it, draw it, add details.</p>	<p>English: Write the first chapter of your story. Look on the website for lots of vocabulary and support. Remember to read through your work, check for missing punctuation.</p>	<p>English: Write the second chapter of your story. Look on the website for lots of vocabulary and support. Remember to read through your work, check for missing punctuation.</p>	<p>English: Write the last chapter of your story. Look on the website for lots of vocabulary and support. Remember to read through your work, check for missing punctuation.</p>	<p>English: Edit your work. Can you improve your word choices? Can you add some adjectives? Have you used different sentence starters? Check the website.</p>
	<p>Computing: On the computer: https://code.org/minecraft https://code.org/dance On a phone: codeSpark Academy: Kids Coding Hopscotch: coding for kids.</p>	<p>Art and design: Using some paper provided, create your own bracelet https://www.youtube.com/watch?v=DKCyEMUJHEhY Can you try out other origami patterns with paper?</p>	<p>RE: Draw pictures to illustrate why some people follow Jesus.</p>	<p>Science: Create an information sheet for Rainforests. What does the habitat look like? Who lives in that habitat? Listen to 'The Great Kapok tree' on youtube to help you.</p>	<p>Science: Use the key to organise these living animals. Can you think of some other animals and sort them using your key? Challenge: could you create your own key to sort these animals?</p>