

Tuesday 31st March

PE with Joe – <https://www.youtube.com/user/thebodycoach1>

Speed sound session –

The children are very familiar with the RWI routines. Play the video for your set and you will see, they know what to do!

Set 2 – ar – <https://www.youtube.com/watch?v=PJVAGF--isk>

Set 3 – Mrs Thackray and Miss Torrance will see you soon.

Reading your school book –

Spend 10 minutes reading your school reading book or share a book you have at home with your parent/carer.

Complete your CGP book page –

Complete the sheet for the sound 'ar' – **See below**

What is the same?
What is different?

$$7 + 3 = 10$$

Maths

Miss Hodges' Maths group –

$$17 + 3 = 20$$

Complete the pages 94-97 of your Maths No Problem 1A book.

$$20 = 7 + 13$$

Now have a go at the problem of the day:

Mrs Wildey/Mrs Nokes' Maths group –

Explain your thinking.

Practice counting to 100: <https://www.youtube.com/watch?v=OTgLtF3PMOc>

Now have a go at using the shapes to add to 20 – **See below**

Topic: PSHE




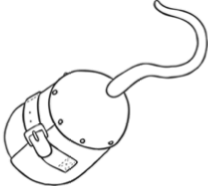





See if you can make a poster about stopping germs from spreading! Have a look at some of the examples below for some ideas.

Tuesday 31st March

Find and Write the 'ar' Words



Write the words and then colour the ones with an 'ar' sound in them.

 _____	 _____	 _____
 _____	 _____	 _____
 _____	 _____	 _____

twinkl.co.uk

Tuesday 31st March

Number Shape Addition to 20

Use the number shapes to work out the answers to each addition question.

$$\begin{array}{|c|} \hline \bullet \\ \bullet \\ \bullet \\ \hline \end{array} + \begin{array}{|c|} \hline \bullet \\ \bullet \\ \hline \end{array} = \square$$

$$\begin{array}{|c|} \hline \bullet \\ \bullet \\ \bullet \\ \bullet \\ \hline \end{array} + \begin{array}{|c|} \hline \bullet \\ \bullet \\ \bullet \\ \hline \end{array} = \square$$

$$\begin{array}{|c|} \hline \bullet \\ \bullet \\ \bullet \\ \hline \end{array} + \begin{array}{|c|} \hline \bullet \\ \bullet \\ \bullet \\ \hline \end{array} = \square$$

$$\begin{array}{|c|} \hline \bullet \\ \bullet \\ \bullet \\ \bullet \\ \hline \end{array} + \begin{array}{|c|} \hline \bullet \\ \bullet \\ \bullet \\ \hline \end{array} = \square$$

$$\begin{array}{|c|} \hline \bullet \\ \bullet \\ \bullet \\ \bullet \\ \bullet \\ \hline \end{array} + \begin{array}{|c|} \hline \bullet \\ \hline \end{array} = \square$$

$$\begin{array}{|c|} \hline \bullet \\ \bullet \\ \bullet \\ \bullet \\ \bullet \\ \hline \end{array} + \begin{array}{|c|} \hline \bullet \\ \bullet \\ \hline \end{array} = \square$$

Tuesday 31st March

STOP SPREADING GERMS!



Use a
tissue if
you need
to cough,
sneeze,
or blow
your nose.

**DID YOU
WASH
YOUR
HANDS?**



Please stop and clean your hands!

There are germs on your hands...
you just can't see them! These can
make our residents very sick.

Thank you for caring for your loved ones.