



## Home learning activities

Hi Year 2!

We are all missing you lots and have been really enjoying seeing all your work on Class Dojo, you are superstars!

If you have not yet signed up for class dojo, the class teacher has sent a text out with the details on. You need to click the link in the text, make your own account using an email address and a password of your choice and put the code in which is on the text.

Všetkým nám veľmi chýbate a veľmi nás potešilo, keď sme videli vašu prácu na Class Dojo, ste hviezdy!

Ak ste sa ešte nezaregistrovali na Class Dojo, triedny učiteľ vám môže poslať správu s podrobnosťami o tom ako to urobiť. Keď dostanete tú správu musíte kliknúť na odkaz vo vete a vytvoriť si vlastný účet pomocou e-mailovej adresy a hesla podľa vášho výberu. Potom zadajte kód ktorý je uvedený v správe.

We have put together this pack that links to the work we have put on the website. <https://firsprimary.derby.sch.uk/year-2-home-learning/>

This work is to last 2 weeks, but don't forget to check out the videos on YouTube/the website which show your teachers doing speed sound sessions and reading stories! These are just some ideas of what you can do at home but remember to carry on reading, writing, singing, exploring, experimenting and creating.

We are missing all of you and hope to be able to see you all very soon. In the meantime, stay safe, stay at home and look after each other.

From:

Miss Walker, Miss Torrance and Miss McGrath HELPFUL HOLLIES

Mrs Moore and Mrs Thackery SPECTATULAR SYCAMORES



Spelling List:

<u>Look /Cover</u>	<u>Practice (Don't forget handwriting</u>	<u>Cover and Write</u>	<u>Check</u>
city			
fancy			
police			
ice			
bicycle			
circle			
space			
lettuce			
exercise			

# SPELLING WORKOUTS:

plazoom

's' sound spelt 'c'

## Tips

The letter c has two sounds.



Can you also add another example to each row?

A soft 'c' sounds like an 's' and a hard 'c' sounds like a 'k'. If the letter after the 'c' is an 'e', 'i' or 'y', it makes the soft sound.

c	ice	
i	city	
y	fancy	

## Check

Should these words be spelt with a 'c' or an 's'?  
Circle the words which are spelt correctly.

lecon	celery	glicten	icicle	silence
lesson	selery	glisten	isicle	silense
lettuce	sity	licten	icland	bicycle
lettuse	city	listen	island	bisycle

Place each green word into the correct sentence.

braces city icicle rice since

Nan burnt the \_\_\_\_\_ so we had to eat something else instead.

My grandfather wears \_\_\_\_\_ to hold his trousers up.

It was so cold, I saw an \_\_\_\_\_ growing on the side of the house.

I have had lots of fun outside \_\_\_\_\_ learning to ride my bike.

London is the capital \_\_\_\_\_ of England.

## Use

Below each picture is a word. Can you write a sentence which includes that word?



exercise

---

---

---

---

---

---



space

---

---

---

---

---

---

## Change

Read each sentence and change the underlined word or phrase for a synonym which uses the letter 'c' to make an 's' sound.

The thing I use to write with broke when I pressed too hard with it.

---

We sat in a round shape during the lesson.

---

My mum's curry is very hot.

---

My cousin keeps small rodents as pets.

---

Jeff's sound that comes out of his mouth was very croaky because of his cold.

---

When we were playing monopoly, I rolled two sixes on the cubes with numbers on them, so I got another turn.

---



## Apply

What crime have these police officers just heard about? Write a short story about what happens next. How many of these blue words can you include in your writing?



bicycle

police

cell

race

city

silence

face

**Extra challenge**  
Can you include adjectives?

**Extra challenge:**

Can you include  
adjectives?

## Topic: **Science - Living processes**

Read about the 7 different processes that we need to live. Then see if you can remember the 7 processes and complete the next sheet. Use the name MRS GREN to help you remember them.

### M R S G R E N M ovement

**All living things move.**

Animals move around to get from place to place.  
Plants grow and turn towards the light.



### M R S G R E N R espiration

**All living things respire.**

All living things release energy from their food by respiration. Most organisms need oxygen to do this.



### M R S G R E N S ensitivity

**All living things are sensitive.**

Every living thing can detect changes in their surroundings.



### M R S G R E N G rowth

**All living things grow.**

Animals grow from babies to adults.  
Seeds grow into plants.



### M R S G R E N R eproduction

**All living things reproduce.**

Animals have young.  
Plants produce seeds from which more plants grow.



### M R S G R E N E xcretion

**All living things excrete.**

Waste products are removed from the body. Both plants and animals have to get rid of excess gas and water.



### M R S G R E N N utrition

**All living things need nutrition.**

Animals eat food in order to get nutrients whereas plants produce their own food by turning sunlight into energy. This is called photosynthesis.



Topic – Science – Living processes

Without looking can you name the 7 living processes from memory?



Can you name the 7 things all living things do?



1. **M**



3. **S**



5. **R**



7. **N**

2. **R**

RESPIRATION

4. **G**



6. **E**

# Baking bread

There's nothing like freshly baked bread. This is not a new idea. In fact, people have been saying it for a very, very long time. The first clear signs of people making bread are over fourteen thousand years old. It is likely that bakers were doing their thing well before that.



Bread has become a really important part of people's lives. It is not hard to see why. It has been a main part of our diet since the Stone Age. You find it in the stories and celebrations of most religions. Even its name has come to mean one of the most important things needed for life. Being the bread-winner means being the person who earns most of the money in the family. The title 'lord' comes from a very old word meaning loaf-ward or bread-protector.

1) *There's nothing like freshly baked bread.*

This means? Tick one.

☐

Bread is strange.

☐

Bread is special.

☐

People don't like bread.

☐

There are no bread or cakes left.

2) *...a main part of our diet...*

What does diet mean here? Tick one.

☐

history

☐

what we eat

☐

what we do to eat less

☐

food colouring

3) What did the word 'lord' first mean?

---



## What you will need:

As bread has been such a basic food throughout history, it is no surprise to learn that its ingredients are very basic too. For ancient people, it meant grinding grains like wheat or rye into a powder, mixing it with water to make dough and leaving it out in the sun.



This recipe is a bit more complex. The basic idea is much the same, however. What you need is:

- 500g flour
- 1 teaspoon of salt
- 3 tablespoons of oil.
- 300ml water
- 1 sachet of yeast

4) ... *the ingredients are very basic too* ... What does *basic* mean?

☐

simple

☐

tasty

☐

expensive

☐

old

5) What sort of grains did ancient people use to make flour? Give one example.

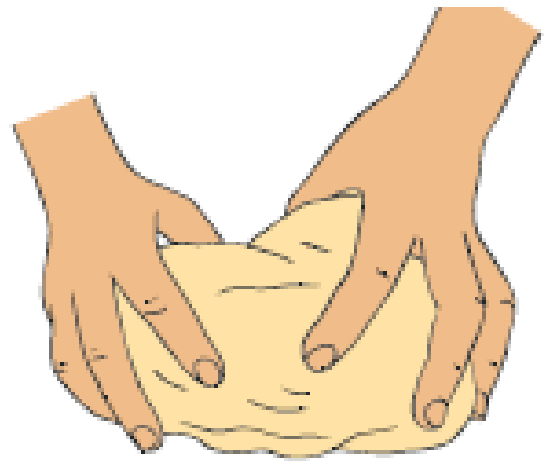
---

6) How much water do you need for this recipe?

---

## Method:

- 1) Mix the flour, salt and yeast together in a large bowl.
- 2) Make a dip or 'well' in the middle and gently pour in the water and oil. Mix until it forms a soft, squidgy dough.
- 3) Now for the fun bit! On a floured surface, squash and bash it until it is smooth and stretchy.



*Squash and bash the dough until it is smooth and stretchy.*

- 4) Leave it for an hour. As if by magic, it will double in size! Squeeze the air out of it and roll it into a ball. Then leave it for another hour.
- 5) Heat your oven to 220C (200C for fan ovens) or gas mark 7. Put the dough onto a greased tray and bake for 25-30 minutes.
- 6) When it is ready, it will be golden brown and will sound hollow if you tap it. Best of all, it will smell wonderful and taste delicious!

Look at instruction 3. Why does it call this the fun bit?

- ☐ because it is nearly ready
- ☐ because you can sprinkle flour on the work surface
- ☐ because you get messy
- ☐ because you can squash and bash the dough

8) Look at instruction 6. *Find and copy a word that means yummy.*

---

9) Thinking about the whole article, draw lines to match the text to the section from which it came.

Introduction

*This recipe is a bit more complex.*

What you need:

*Mix until it forms a soft, squidgy dough.*

Method

*There's nothing like freshly baked bread.*

Topic:

## **Art**

Draw a triceratops see YouTube link on text/website.

Wednesday 29/04/2020

## Writing

Writing: BBC iplayer have made all the Julia Donaldson story episodes available.

For this week, can you watch the film *The Gruffalo*?

Here are some activities go with it below:

**Character description of the Gruffalo.** What words are used throughout the story to describe him?

[illegible]



This image shows a full page of handwriting practice paper. It features multiple rows of horizontal lines designed to guide letter formation. Each row consists of three lines: a solid top line, a dashed middle line, and a solid bottom line. These rows are repeated down the entire page, providing ample space for practicing cursive or other handwriting styles. The paper is otherwise blank, with no text or markings.

Topic:

## Music

Can you sing heads shoulders knees and toes? If type it in to YouTube you can get the music to go with it!

Thursday 30/04/2020

## Writing

Writing: BBC iplayer have made all the Julia Donaldson story episodes available.

For this week, can you watch the film *The Gruffalo*?


Here are some activities go with it below to carry on from Wednesday:

Think about what you would do if you met the Gruffalo. What would you say?

Would you trick the Gruffalo like the mouse did? Write about it using the title ‘If I met the Gruffalo...’.

This image shows a full page of handwriting practice paper. It features ten identical rows of horizontal guidelines. Each row is composed of three lines: a solid top line, a dashed middle line, and a solid bottom line. The rows are evenly spaced across the entire page, providing ample space for practicing letter formation and alignment. There are no margins, text, or other markings on the paper.

**Create your own Gruffalo.** Design your own fictional Gruffalo character with different features to the original. Draw/colour it and then label the main features.



A large rectangular box for drawing a Gruffalo character. Below the drawing area, there are ten sets of horizontal lines for labeling. Each set consists of a solid top line, a dashed middle line, and a solid bottom line.

[illegible]

Topic: **History**

Timelines

*Mary Anning was born.*



*With many fossils found, Mary Anning had found a full skeleton and called it a Pterosaur.*



*This painting was made, putting all of Mary's discoveries together in one picture.*



*Mary Anning discovered the first ever fossil.*



*The bones of a Pterodactyl was found soon after.*



*Mary Anning died at the young age of 47 years old.*



1799

1811

1823

1828

1830

1847




## Timelines

*Can you have a go at making a timeline about your life? Don't forget to start it from when you were born. You could add things like the day you learnt to ride your bike; the date that you went somewhere with your family. See how many dates you can add onto your timeline.*



## Writing



### The Myth of Pandora's Box

Are you nosy? Do you like secrets? Have you ever done something that you've been warned not to, just to find out a secret? All through time there have been stories about people being told not to open doors, cupboards, gates and all sorts of other things, and in many of the stories the people just didn't listen. One person who did not listen is Pandora. Her story is from Ancient Greece, where her nosiness changed the world forever!

Not hundreds but thousands of years ago, in ancient Greece, there lived two brothers called Epimetheus and Prometheus. Although they lived in a world where the gods were in charge, they liked nothing more than to annoy the gods. One day, Zeus, a particularly powerful god, decided to teach them a lesson.

Zeus ordered the gods to create a beautiful woman. Her name was Pandora and she was to marry Epimetheus. As a wedding present, Zeus gave Pandora a beautiful box but there was one special condition, she was never to open it!

All day Pandora's husband Epimetheus was out working. All day all she could think about was what was in the box. Pandora could not understand why Zeus would give her a box that she could not open. It made no sense to her. Pandora was bored and lonely and her curiosity became unbearable.

★ **Let's stop here and do an activity**

...


★ **What do you think the box looked like? Draw it here:**

## ★ Continue reading the story here

One day, when she was sure that Epimetheus was out annoying the gods, Pandora searched for the key to open the box.

"I know it's here somewhere," she muttered to herself as she opened cupboards and drawers. There it was, high on a shelf in their bedroom! With shaking hands, Pandora slid the key into the lock and turned it.

★ Let's stop reading for a moment and think about what could be in the box. Draw or write your ideas below.



## ★ The story continues here ...

She took a deep breath, closed her eyes and slowly, with trembling hands, opened the lid of the box, imagining what could be inside: rubies as red as the blazing sunset, jewel encrusted gowns, piles of gold coins. But there were no coins or jewellery, no gowns or gems, for all at once every evil and spite, every sadness and misery flew out. Like a swarm of insects, they fled the house and infested the earth with heartache and sorrow.

Pandora slammed the lid shut and turned the key. "What have I done?" she sobbed, holding her head in her hands. Sometime later, Pandora noticed a fluttering sound coming from the box, as if

something was trapped inside. Terrified, she pressed her ear to the box. "Let me out," a small voice pleaded gently, "I mean you no harm."

Once again, with shaking hands, Pandora unlocked the box and opened the lid. A beautiful butterfly of hope fluttered out of the box, for although Pandora had released pain and suffering into the world, she had also allowed hope to follow them.

★ Now draw the evil that came out of the box. Your magical teaching box has already drawn one idea for you:



★ Finally, share the story with someone at home. Talk and then write:



*Did you like this story? Why?*


★ Read this first, then sketch Zeus and label the features listed – a stick drawing will be fine!








Zeus was a sky god who controlled thunder and lightning. He was a strong, striking man with a muscular body and long, curly hair. He had a short beard and carried his trusty thunderbolt at all times.

He was also king of the gods and would sit on his golden throne at the top of Mount Olympus.



## PSHE

### My day










 ?  ?    ?  
When do you make your own choices?


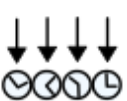





 ?        
When does an adult make choices for you?







 ?     e.g.    
What choices might you make? For example: healthy food, playing




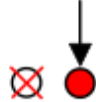




 +   
outside and drinking water.


 ?       e.g.   
What choices might an adult make for you? For example: work,

     +  ?     
what you eat for lunch and what time you go to bed.

?         
Do we always get to choose what we do?

 ?       
Who might make choices for us?

 ?         
What choices might other people make for us?

?   
Why is this?



Can



you




draw

+

and



label



below



what



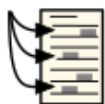
you



would



choose

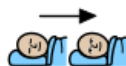


throughout the day?



When I get up

For breakfast



In learning time

For lunch



In the afternoon

At bedtime




---



---



---






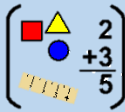







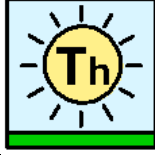

---



---



---

Week 3 4.5.2020	PE 	RWI 	Spellings 	Maths 	Reading 	Writing 	Story time 	Topic 
Monday 	Joe Wick is doing an online PE lesson ever day live at 9am but you can watch this at any time!!	See website for links to your teaching doing the speed sound sessions.	See spelling list below. Practice your spelling for at least 10 minutes every day and have a little test on Friday to see how well you remember them!	Problem of the day (see link on website) and 1 page of the maths no problem book.	Read to your parent/carer using myon.co.uk or a book you have in your house.	A task linked to spellings!	See link below to listen to your teachers read a story to you or ask your parent/carer to read you a story.	<b>History</b> Comparing past and present
Tuesday 						Reading comprehension on Twinkle Twinkle		<b>Art</b> Using what you have learnt about light and dark lines/patterns draw a stegosaurus. See link on text/website
Wednesday 						Zog activities		<b>Music</b> Can you sing heads shoulders knees and toes in French? If type it in to YouTube you can get the music to go with it!
Thursday 						Zog activities		<b>PSHE</b> Catch it bin it kill it!
Friday 						Talk for Writing story.		<b>Science</b> Alive, dead, or never alive

Spelling List:

<u>Look /Cover</u>	<u>Practice (Don't forget handwriting</u>	<u>Cover and Write</u>	<u>Check</u>
write			
wriggle			
wrestle			
wrinkle			
wrecked			
wren			
wrong			
wrap			
wrote			

# SPELLING WORKOUTS:

**'r' sound spelt 'wr'**

**Tips** The 'r' sound can be spelt with the digraph 'wr'.

Words that start with the phoneme 'r' are sometimes spelt with the digraph 'wr'.

wriggle

Can you add another example?

**Check** Circle the words which are spelt correctly.

riggle	roof	ritten	robe	restle
wriggle	wroof	written	wrobe	wrestle
real	recked	ramp	ruler	rinkle
wreal	wrecked	wramp	wruler	wrinkle

**Add r or wr to complete the words with parts missing.**

John's birthday present was \_\_\_\_\_apped in blue paper.

The \_\_\_\_\_eakage of the boat lay at the bottom of the sea.

Dad will always \_\_\_\_\_ing out his towel after using it.

Jane was \_\_\_\_\_ongly blamed for breaking the window.


The \_\_\_\_\_oast potatoes were burnt.

Polly's \_\_\_\_\_iting is very tidy.

**Some parts of these words are missing. Add r or wr to make them complete.**

_____inkly	_____ider
_____ong	_____ound
_____iggler	_____enched
_____istband	_____ocket

**Use** Below each picture is a word. Use that word in a sentence to describe the picture.



wren


\_\_\_\_\_

\_\_\_\_\_

\_\_\_\_\_

\_\_\_\_\_

\_\_\_\_\_



wreath

\_\_\_\_\_

\_\_\_\_\_

\_\_\_\_\_

\_\_\_\_\_

\_\_\_\_\_

**Change** Read each sentence and change the word or phrase in *italics* for a new word. Your new word should have the same meaning and contain the 'r' sound spelt 'wr'.

After you eat sweets, put the empty *covers* in the bin.

\_\_\_\_\_

Tom got a perfect score on his spelling test with no *incorrect* answers.

\_\_\_\_\_

Dad had been playing tennis and hurt his *joint above his hand*.

\_\_\_\_\_

"If you're not more careful, you'll *destroy* your things!" warned Mum.

\_\_\_\_\_

If you *add letters on the paper* neatly it is easier to read.

\_\_\_\_\_

### Apply

What has happened here? Write a short story about this picture. How many of these blue words can you include in your writing?



wrap

wreck

wrench

wrong

wrote

**Extra challenge**  
Can you include

**Extra challenge:**

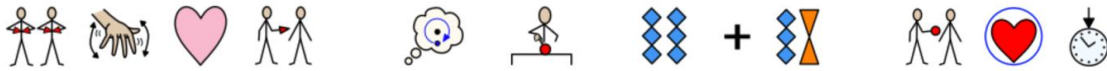
Can you include  
a question?



## Topic: **History**

Watch this video about Mary Anning - <https://www.bbc.co.uk/teach/class-clips-video/true-stories-mary-anning/zn7gd6f>

We would like you to think about what is similar and different to your life now.



1. Do they wear the same clothes as us? Explain something that is different.



---

---

---

---

---



2. Do they live in the same area as us? Does it look the same?



---

---

---

---

---



3. What did Mary, her dad and her brother do? Have you done that before?



---

---

---

---

---

4. Where did you go?

---

---

---

---

---



5. What were they doing here?



6. What was Mary going to look for on the beach?



7. How long did it take Mary to chip away at the rock?



8. Where did the fossils get displayed that Mary had found?



For questions, 5-8 we would like you to think about if you would do that now?

If you would like to have a go, have a look on: <https://www.nhm.ac.uk/discover/360-fossil-hunting-adventure.html>  
and see if you can find a fossil!

# Twinkle, Twinkle

At his tea-party, the Hatter tells Alice about a song he once sang at a concert for the Queen of Hearts.

It is a little different from the song you might know!

Twinkle, twinkle, little bat!  
How I wonder what you're at!  
Up above the world you fly.  
Like a tea-tray in the sky.  
Twinkle, twinkle, little bat!  
How I wonder what you're at!



Now try and answer these questions.

1) Where did the bat fly?

---

---

2) What did the bat look like?

---

---



3) Which word rhymes with bat?

---

---

4) Which word rhymes with fly?

---

---

Can you learn this song  
and perform it?



Topic

## **Art**

Using what you have learnt about light and dark lines/patterns draw a stegosaurus.  
See link on text/website.

Wednesday 6/5/2020

## **Writing**


Writing: BBC iplayer have made all the Julia Donaldson story episodes available.

For this week, can you watch the film Zog?

What skills must Zog learn at dragon school? Write a list of these skills, titled 'How to become a dragon...'

Handwriting practice lines consisting of multiple sets of three horizontal lines (top solid, middle dashed, bottom solid) for writing practice.

In the story, the princess dreams of being something else when she grows up. Can you write and draw a dream for yourself for when you grow up? What do you want to be, and why?



Handwriting practice lines consisting of multiple sets of three horizontal lines (top solid, middle dashed, bottom solid) for writing.

Topic:

## Music

Can you sing heads shoulders knees and toes in French? If type it in to YouTube you can get the music to go with it!

Thursday 7/5/2020

## Writing

Writing: BBC iplayer have made all the Julia Donaldson story episodes available. For this week, can you watch the film Zog?

Here are some activities go with it below to carry on from Wednesday:


Imagine you were flying on the back of Zog. What would you see whilst you were up in the air, and where would you choose to go?

[illegible]



Imagine you have arrived at your chosen destination after Zog has flown you there.  
Can you write a postcard from that place to the people back at home?

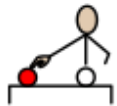
The form is a large rectangle with a thick black border. It is divided into three main sections. The top section is a large empty rectangle for a drawing. A horizontal line separates this from the middle section, which contains six vertical lines for an address. The bottom right corner of the form contains a small square for a stamp.

[illegible]

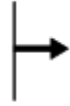
Topic:

## PSHE

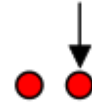
?



Why is it so important that we wash hands etc.?

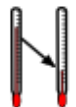


1



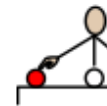
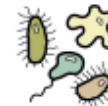
What diseases can be spread from one person to another?

e.g.



(e.g. cold, 'flu, chicken pox).

?



Can you think of think of diseases that cannot be spread?



?

What are these posters used for? Any ideas why the



e.g.

government want people to have them displayed, for example



+



in hospitals and schools?

# CATCH IT

Germs spread easily. Always carry tissues and use them to catch your cough or sneeze.



# BIN IT

Germs can live for several hours on tissues. Dispose of your tissue as soon as possible.



# KILL IT

Hands can transfer germs to every surface you touch. Clean your hands as soon as you can.





Can



you



design



a

poster



to show

1

one



aspect

of



preventing



spread

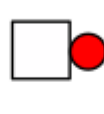
of



diseases,



wash hands



after



toilet,



hand over



mouth



when



coughing


etc.



How



can



you



make



eye



catching

+

and memorable?

e.g.

e.g.

catchy slogan,



rhyming,



3D



posters.



Friday 8/5/2020

Writing: this is linked to last Friday's work

★ Can you answer these questions about the story in complete sentences? (Don't forget to read the story again to help you.)

- How did Pandora change the world forever?
- When is the story set?
- Who was in charge of the Ancient Greeks?
- What kind of character was Pandora?
- Who was Prometheus?
- What is the evil that comes out of the box compared to?
- Why do you think hope is a butterfly in the story?
- Do you like the ending of the story? Explain your answer.

★ Apollo was the Greek god of knowledge. He has found these words in the story and wants to know if you can sort them out.

★ First put these words into alphabetical order:

powerful

rubies

sobbed

condition

gown

pleaded

curiosity

spite

released

unbearable

fled

hope

trembling

infested

*condition*

*curiosity*

★ Now match the word to its meaning in the story – the first one has been done for you.

powerful

shaking slightly

condition

dress

curiosity

something that must happen

unbearable

large numbers causing damage

trembling

cruelty, upsetting

rubies

strong and confident

gown

cried

spite

asked in a begging way

fled

unpleasant, painful

infested

set free

sobbed

escaped from, ran away

pleaded

a feeling that things will go well

released

wanting to know about something

hope

red precious stones



★ Well done! Now that you have matched the words to their meanings. Take each word and put it into a new sentence. (Don't forget to start with a capital letter and finish with a full stop.)

Example:

Pandora's curiosity became unbearable.

 Emma's curiosity got her into trouble.

Pandora's curiosity became unbearable.



Slowly, with trembling hands, she opened the box.



Like a swarm of insects they fled the house.



"What have I done?" she sobbed.



"Let me out," a small voice pleaded.



Take a look at the power point on our website and then have a go at sorting the different pictures on the next page

Living (Alive)

Was alive

Never been alive



**Challenge:** Think of 2 more things to put in each box.



