

Tuesday 16th June

PE with Joe – <https://www.youtube.com/user/thebodycoach1>

Cosmic yoga - <https://www.youtube.com/user/CosmicKidsYoga/videos>

Speed sound session – The children are very familiar with the RWI routines. Play the video for your set and you will see, they know what to do!

Set 1 - https://www.youtube.com/channel/UCo7fbLgY2oA_cFCIg9GdxtQ

Set 2 – oy

Speed sound session: <https://youtu.be/OHQKt0MuFnc>

Fred finger and hold a sentence: <https://youtu.be/HWWy5ChsV-Y>

Set 3 – ur

Speed sound session: <https://youtu.be/bXRLCs789VQ>

Fred finger and hold a sentence: <https://youtu.be/TaL2O4OHAyc>

Maths – See below

Reading - Read one of your favourite books to you parent/carer. If you have ran out of books, log on to your myon.co.uk and find a book from there! Ask your teacher on class dojo if you aren't sure of your username or password.

English – Talk 4 Writing See below

Story time – Room on a broom <https://www.youtube.com/watch?v=ecjmKf-IIPg&t=6s>

Topic- ICT See below


Tuesday 16th June

Tuesday - :

Have you ever seen a rainbow? Do you know where rainbows come from?



★ Talk to someone at home about rainbows. You could talk about:

- ★ The colours that you can see (can you always see all of the colours like in the picture above?)
- ★ The shape of the rainbow (is it always an arc  shape?)
- ★ What is the weather like when you see a rainbow?
And talk about this: (guess if you don't know)
- ★ How are rainbows formed?

Write down your ideas here:

The shape of a rainbow is ...


The colours I can see are ...

*When there is a rainbow
the weather is always ...*



Rainbows appear when ...



Tuesday 16th June

3

Date	16.06.20
Subject/s	Maths
LO 	To make equal groups.



Success Criteria 	I can draw the right amount of groups. 	
	I can draw the right amount in each group. 	
	I can represent equal groups in different ways. 4 groups of 2 5 lots of 5	


Teacher Led example	
3 groups with 5 in each group. 	4 lots of 2 

Fluency

There are 2 groups with 3 in each group.	
There are 5 lots of 3.	
There are 4 groups with 5 in each group.	

Mastery Challenge



Are these groups equal? Can you make the groups equal?	
---	--

Topic: Science

To identify and group everyday materials.

Out and About

Can you go on a short walk or go in your garden to do science outside?






What must we remember to do to keep ourselves safe?

Keep Your Eyes Peeled

You need to spot different uses of everyday materials. So keep your eyes peeled and look closely.


When you have spotted a material and what it is being used for record it on your sheet.



Keep a record of the uses of everyday materials by filling the table with your findings.	
Material	Use
wood 	fence 

Grouping Uses

What different uses of materials did you find?
Is there any way we can group some similar uses together?



Unusual Uses

Did you spot any unusual uses of materials?
Why do you think that material was chosen for that purpose?



Aim

- I can identify and group the uses of everyday materials.
- I can record my observations.

Success Criteria

- I can explain what 3 different materials can be used for.
- I can group similar uses of materials together.
- I can make observations.
- I can record what I see to help me answer a question.


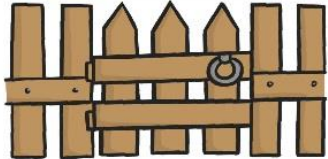
Can you record what you find on the sheet on the next page.

Tuesday 16th June

Spotting Uses of Everyday Materials Out and About



Keep a record of the uses of everyday materials by filling the table with your findings.

Material	Use
wood 	fence 

Tuesday 16th June