

Tuesday 30th June

PE with Joe – <https://www.youtube.com/user/thebodycoach1>

Cosmic yoga - <https://www.youtube.com/user/CosmicKidsYoga/videos>

Speed sound session – The children are very familiar with the RWI routines. Play the video for your set and you will see, they know what to do!

Set 1 - https://www.youtube.com/channel/UCo7fbLgY2oA_cFCIg9GdxtQ

Set 2 – air

Speed sound session: <https://youtu.be/QqqniQEpodM>

Fred finger and hold a sentence: https://youtu.be/_EE635epshs

Set 3 – oi

Speed sound session: <https://youtu.be/6aR4Cqg2xkA>

Fred finger and hold a sentence: <https://youtu.be/aBkyOOMMs1w>

Maths – See below

Reading - Read one of your favourite books to you parent/carer. If you have ran out of books, log on to your myon.co.uk and find a book from there! Ask your teacher on class dojo if you aren't sure of your username or password.

English – Talk 4 Writing See below

Story time – In a minute <https://www.youtube.com/watch?v=wE7sfu8kG1U>

Topic- ICT See below

Tuesday 30th June

Tuesday: **English**

Jo, Raja and Sammy have helped lots of people. Here's one of their stories.

★ Let's start by reading it together. You can also listen to an audio recording of this story here:

<https://soundcloud.com/talkforwriting/playground/s-UJObMpzawKu>

Playground Rescue

It was an **ordinary** day. Jo was on her own in the backyard, kicking a football into the **makeshift** goal that she'd once scratched into the wall with the edge of a sharp stone. She was dreaming of a time when she would play for the local football team again. Raja was covered in paint. She'd been busy **occupying** her brothers and sisters while her mum tried to get her work done, and Sammy, in the meantime, slept **soundly** in his basket. One of his enormous ears had

"HELP! HELP!" came a sudden shout from the playground.

Jo's legs and feet began to tingle. Raja's drawing hand pulled her towards a paint brush and Sammy stretched, turned over noisily and went back to sleep! As Jo and Raja left their homes, they changed. Jo Awesome's blue cape glided behind her as she dashed towards the park, **activating** her super-booster to help her get there more quickly. Raja Extraordinary's red cuffs glowed as he desperately held onto the flying paintbrush.

They arrived at the park at the same time, "What's the problem?" panted Jo.

Tuesday 30th June

"Follow me!" Raja called over her shoulder as the paintbrush dragged her towards the playground.

As Raja and Jo reached the edge of the playground, they could see that a crowd had gathered at the bottom of the spider's web climbing frame. Children giggled and pointed, and adults stared up in silence. "Look!" whispered Jo, nodding her head towards the top of the spider's web.

Raja followed her gaze up to a small, **snivelling** child who was dangling from the top of the climbing frame with one hand, about to fall!


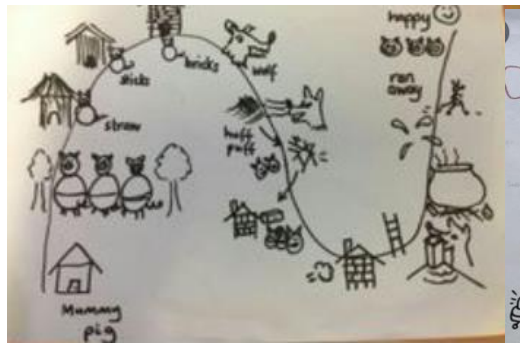
"This one's mine!" declared Jo ...

Quick as a flash, Raja painted a mini trampoline which Jo used to bounce up and over the crowd and then grabbed the child as she somersaulted them both down to safety. With the crowd's whoops and cheers buzzing in their ears, Jo raced home while Raja flew back to her house on the flying carpet she'd painted. Jo returned to ordinary Jo playing keepy-uppy in the back yard and Raja returned to ordinary Raja cleaning up the painting mess she'd left behind.

And as for Sammy, an alarm sounded in his head and his ears pricked up. Someone somewhere was crying. They needed to talk and Sammy Exceptional to listen...

Tuesday 30th June


Now you have read the story it's time to create your own story map. Here are some examples of story maps from other stories














Now have a go at creating your own story map based on Playground rescue – the story you have just read.

A large empty rectangular box with a thick black border, intended for the student to draw their own story map.

Tuesday 30th June

Date	30.6.2020		
Subject/s	Maths		
L.O 	To use the 10 times table		

			
Success Criteria 	I can represent multiplication problems     $3 \times 2 =$		
	I can write multiplication sentences   $3 \times 2 =$		
	I can count in 10s   10		
Support	Independent	Adult Support	Group

Teacher example

How many fingers would 3 children have?

Write the multiplication sentence.

Every person has 10 fingers.

$$10 \times 3 = 30$$

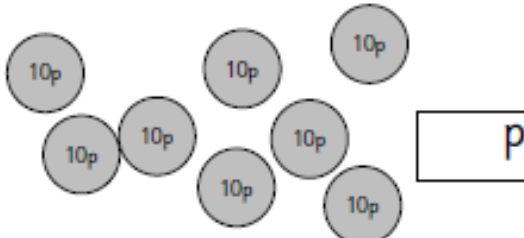
$$10 + 10 + 10 = 30$$

Tuesday 30th June

Sally buys nine cinema tickets that cost £10 each. How much does she spend?



How much money is there altogether?



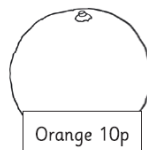


There are 5 children at a party and they eat 10 cakes each. How many cakes did they eat altogether?



Each packet contains 10 seeds. How many seeds are there altogether?



Mastery Challenge



a) Izzy buys 5 apples. How much does she spend?

 p

b) Moeed buys 6 pears. How much does he spend?

 p

c) Daniel spends 70p on oranges. How many does he buy?

 oranges

$$6 \times 10$$


=

$$10 + 10 + 10 + 10 + 10 + 10 + 10$$

Tuesday: **Topic** – Science

- **To investigate how shapes of objects made from different materials can change.**

Changing Shape



twinkl


Aim

- I can explain how the shapes of objects made from some materials can be changed.

Success Criteria

- I can tell you four ways the shapes of some objects can be changed.
- I can demonstrate four ways to change the shape of some objects.

Changing the Shape of Materials




How can we change the shape of objects made from some materials?


Can you think of an example of when you have changed the shape of something? What was it and how did you change it?

Which materials do you think would be easy to change the shape of? Why?


Which materials do you think would be more difficult to change the shape of and why?




Squashing, Bending, Twisting and Stretching




Squash an object by pushing both hands together.



Bend an object by grabbing both ends of the object and bringing the ends inwards together.




Twist an object by turning your hands in opposite directions.




Stretch an object by pulling your hands slowly and gently apart.


Can You?




Have a think about these questions:




Can you twist a ruler?



Can you squash a ruler?



Can you stretch a pencil?






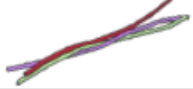







Can you bend a pencil?

Tuesday 30th June

Can you find objects around your home that are made with different materials and see if you can twist, squash, stretch and bend it?

Tuesday 9th June

Object	Can You Squash It? 	Can You Bend It? 	Can you Twist It? 	Can You Stretch It? 
plastic bottle 				
pipe cleaner 				
sock 				
drinking straw 				
playdough 				
bath towel 				
sponge 				
elastic band 