

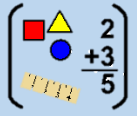




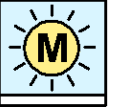
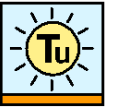

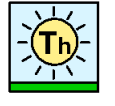



<p>Week 2</p> <p>08.6.2020</p>	<p>PE</p> 	<p>RWI</p> 	<p>Maths</p> 	<p>Reading</p> 	<p>Writing</p> 	<p>Story time</p> 	<p>Topic</p> 
<p>Monday</p> 	<p>Joe Wick is doing an online PE lesson every day live at 9am but you can watch this at any time!!</p>	<p>See website for links to your teaching of a daily speed sound session and a hold a sentence.</p>	<p>White Rose Maths videos. See the website and Class Dojo for links Maths no problem workbook.</p>	<p>Read to your parent/carer using myon.co.uk or a book you have in your house.</p>	<p>SPaG mat and spellings</p>	<p>See link below to listen to your teachers read a story to you or ask your parent/carer to read you a story.</p>	<p><b>PSHE</b></p> <p>Read the story 'Sleepy Sophie'. Then discuss the answers to the questions.</p>
<p>Tuesday</p> 					<p><b>History</b></p> <p>A history of cars. Read through the PowerPoint then complete the car comparison activity sheet.</p>		
<p>Wednesday</p> 					<p><b>Computing</b></p> <p><a href="https://www.abcya.com/games/animate">https://www.abcya.com/games/animate</a></p> <p>Open your saved project. This week we are going to add in frames and make our character move.</p>		
<p>Thursday</p> 					<p><b>Science</b></p> <p>Cut out the different materials and think about whether they would be hard or soft. Then stick them in the correct box.</p>		
<p>Friday</p> 					<p><b>RE</b></p> <p>What do Christians believe about caring for people?</p>		