

# Thursday 18<sup>th</sup> June

**PE with Joe** – <https://www.youtube.com/user/thebodycoach1>

## **Speed sound session**

The children are very familiar with the RWI routines. Play the videos for your set and you will see, they know what to do! We have now included a Fred Fingers and hold a sentence session in order to give the children a further writing opportunity.

**Set 1** – [https://www.youtube.com/channel/UCo7fbLgY2oA\\_cFCIg9GdxtQ](https://www.youtube.com/channel/UCo7fbLgY2oA_cFCIg9GdxtQ)

**Set 2 – ee** – [https://youtu.be/-anCt1oZ\\_KO](https://youtu.be/-anCt1oZ_KO)

<https://youtu.be/QfeXOivGrXc>

**Set 3 – ew** – <https://youtu.be/Sb-lg2HnMBk>

[https://www.youtube.com/watch?v=56uZy\\_5aV-Q](https://www.youtube.com/watch?v=56uZy_5aV-Q)

## **Maths**

Partitioning numbers into tens and ones – **see below**.

## **Reading**

Read one of your favourite books to you parent/carer. If you have ran out of books, log on to your myon.co.uk and find a book from there!

## **English**

Explore the words with an adult and then have a go at filling in the sentences. – **see below**.

## **Story time**

<https://youtu.be/NmZ4jNiJ5TI>



## **Computing**

<https://www.abcya.com/games/animate>

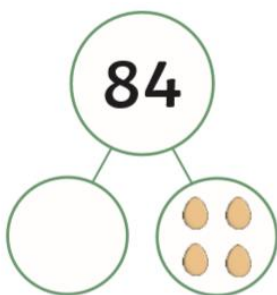
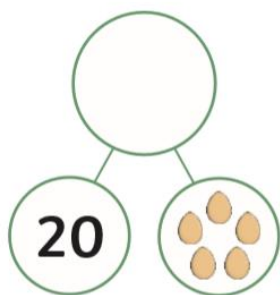
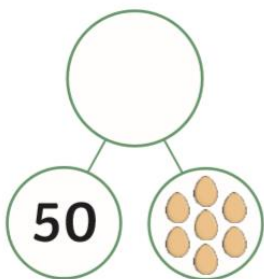
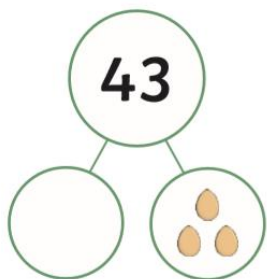
Add text to your animation.

Thursday 18<sup>th</sup> June - Partitioning numbers into tens and ones



<https://www.youtube.com/watch?v=OTgLtF3PMOc>

Complete the part – part whole diagrams



Complete the partitioned numbers.

1.  $\begin{array}{|c|c|} \hline 2 & 1 \\ \hline \end{array} = \begin{array}{|c|} \hline 20 \\ \hline \end{array} + \begin{array}{|c|} \hline 1 \\ \hline \end{array}$     2.  $\begin{array}{|c|c|} \hline 3 & 3 \\ \hline \end{array} = \begin{array}{|c|} \hline \phantom{00} \\ \hline \end{array} + \begin{array}{|c|} \hline \phantom{0} \\ \hline \end{array}$     3.  $\begin{array}{|c|c|} \hline 6 & 6 \\ \hline \end{array} = \begin{array}{|c|} \hline \phantom{00} \\ \hline \end{array} + \begin{array}{|c|} \hline \phantom{0} \\ \hline \end{array}$
4.  $\begin{array}{|c|c|} \hline 1 & 7 \\ \hline \end{array} = \begin{array}{|c|} \hline \phantom{00} \\ \hline \end{array} + \begin{array}{|c|} \hline \phantom{0} \\ \hline \end{array}$     5.  $\begin{array}{|c|c|} \hline 8 & 2 \\ \hline \end{array} = \begin{array}{|c|} \hline \phantom{00} \\ \hline \end{array} + \begin{array}{|c|} \hline \phantom{0} \\ \hline \end{array}$     6.  $\begin{array}{|c|c|} \hline 5 & 3 \\ \hline \end{array} = \begin{array}{|c|} \hline \phantom{00} \\ \hline \end{array} + \begin{array}{|c|} \hline \phantom{0} \\ \hline \end{array}$

Solve the problem:

4b. Hamza has 6 place value counters.



Find the different total amounts she could have.



## Exploring words together

Here are some words from the story that describe the picnic food. Share them with a helper and talk about what they mean?



**scrumptious** – food that is delicious or very tasty

**succulent** – food that is juicy

What other adjectives do you know to describe food?

Think about the food you like.

Think about the food you dislike.

Often there is a special name to describe a group of the same things (a **collective noun**.) In the story, we have:

a **swarm** of bees

a **troop** of monkeys

Can you fill in the missing word?

A \_\_\_\_\_ of sheep.

A \_\_\_\_\_ of cows

A \_\_\_\_\_ of fish

Do you know any others?