

Friday 10<sup>th</sup> July

**PE with Joe** – <https://www.youtube.com/user/thebodycoach1>

**Cosmic yoga** - <https://www.youtube.com/user/CosmicKidsYoga/videos>

**Speed sound session** – The children are very familiar with the RWI routines. Play the video for your set and you will see, they know what to do!

Set 1 - [https://www.youtube.com/channel/UCo7fbLgY2oA\\_cFCIg9GdxtQ](https://www.youtube.com/channel/UCo7fbLgY2oA_cFCIg9GdxtQ)

Set 2 – ou

**Speed sound session:** [https://youtu.be/1w\\_6blW11hA](https://youtu.be/1w_6blW11hA)

**Fred finger and hold a sentence:** <https://youtu.be/rtDwHOyBtcI>

Set 3 – are

**Speed sound session:** <https://youtu.be/Z2IVwoIeIpw>

**Fred finger and hold a sentence:** [https://youtu.be/Ye\\_3rQLZu9Y](https://youtu.be/Ye_3rQLZu9Y)

**Maths** – See below

Watch this video on White Rose <https://whiterosemaths.com/homelearning/year-2/>

**Reading** - Read one of your favourite books to you parent/carer. If you have ran out of books, log on to your myon.co.uk and find a book from there! Ask your teacher on class dojo if you aren't sure of your username or password.

**English** – See below

**Story time** – Where the wild things are <https://youtu.be/uKcdnYanqdg>

**Topic- Science** – To understand how you can recycle certain materials. See below

Friday 10<sup>th</sup> July

Friday: **English**

**Imagine you are a superhero on a special mission. Write a diary entry talking about what you wore, where you visited and how you used your special powers to help someone. Remember to use lots of adjectives when describing.**

Dear Diary,

---

---

---

---

---

---

---

---

---

---

---


---

Year 2

Division

Name \_\_\_\_\_

1 Circle groups of 5 counters.



1 mark

2 Mo is putting 12 flowers into pots.

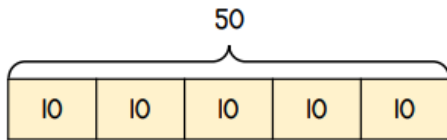


He puts 2 flowers into each pot.  
How many pots does he need?

\_\_\_\_\_ pots

1 mark

5 Here is a bar model.



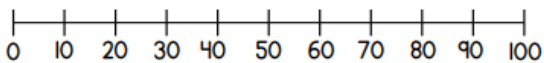
Use it to complete the number sentences.

$50 \div \square = 10$        $50 \div 10 = \square$

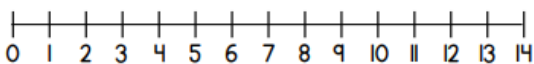
2 marks

6 You may use the number lines to help you.

Work out  $90 \div 10 =$



Work out  $14 \div 2 =$



2 marks

7 Use  $<$ ,  $>$  or  $=$  to complete the number sentence.

$35 \div 5$    $40 \div 10$

1 mark

3 Dora has 10 sweets.



She shares them equally between 2 plates.



How many sweets are on each plate?

\_\_\_\_\_ sweets

1 mark

4 Three children share 6 crayons equally.




They want to know how many they will get each.

Complete the number sentence to help them.

$\div$    $=$

1 mark

8 Circle the odd numbers.



45

2 marks

9 Teddy has 20 pence in 2p coins.

He uses 7 of the coins to buy a drink.

How many 2p coins does he have left?

\_\_\_\_\_ coins

1 mark

Circle how confident you feel with division.

- 1      2      3      4      5  
Not      Very  
confident      confident

1 mark

Friday: **Topic** – Science

- **To understand how you can recycle certain materials.**

## Recycling



Cans

Paper and Card

Plastic




## Aim

- I can explain the process of recycling.

## Success Criteria

- I can identify materials that can be recycled.
- I can tell you how you can recycle materials.
- I can tell you how plastic materials are sorted and changed into new products.
- I can give reasons why it's important to recycle.

## What is Recycling?



What does recycling mean?

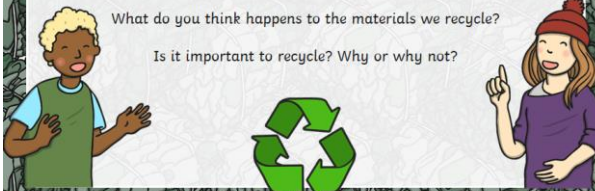

How can you recycle?

Do you recycle at home? How?

Do you recycle at school? How?

What do you think happens to the materials we recycle?

Is it important to recycle? Why or why not?



## What Can Be Recycled?



- Paper and Cardboard - such as newspaper and cardboard boxes
- Plastic - such as yoghurt pots and milk bottles
- Metal - such as cans
- Glass - such as bottles and jars
- Clothes - such as jumpers and trousers
- Garden Waste - such as grass cuttings
- Food - such as apple cores and leftovers



## How to Recycle



Different areas of the country recycle using slightly different systems but the goal is the same - to recycle as much as possible.

How do you recycle at home?

How do you recycle at school?



Friday 10<sup>th</sup> July

Can you sort out the household objects into the correct bins? Cut and stick them on the right bins.



Thursday 9<sup>th</sup> July