

Friday 16<sup>th</sup> July

PE with Joe: <https://www.youtube.com/user/thebodycoach1>

### Speed sounds session:

The children are very familiar with the RWI routines. Play the videos for your set and you will see, they know what to do! We have now included a Fred Fingers and hold a sentence session in order to give the children a further writing opportunity.

Set 1 <https://www.ruthmiskin.com/en/find-out-more/parents/>

Set 2 – ou [https://youtu.be/1w\\_6blW11hA](https://youtu.be/1w_6blW11hA) and <https://youtu.be/rtDwHOyBtcI>

Set 3 – ure [https://youtu.be/gm-nVwf9\\_18](https://youtu.be/gm-nVwf9_18) and <https://youtu.be/bPzcKT9kHQO>

### Maths



–

Time –

make a clock face

(See below) You will need the split pin from the front of this week's learning pack.

### Reading:

Read one of your favourite books to your parent/carer.

If you have run out of books, log on to your myon.co.uk and find a book from there!

Or look at Oxford Owl e-books <https://www.oxfordowl.co.uk/for-home/find-a-book/library-page/>

### English

Cut the pictures out and stick them to lollipop sticks. Then role play the story using your characters. (See below)



Storytime <https://youtu.be/V2jiSjCOp4>

Topic – Picture News Why do we decorate things differently? Have a look at the picture and have a talk with your adult using the prompt questions



Make a clock face

# Clock Face Template

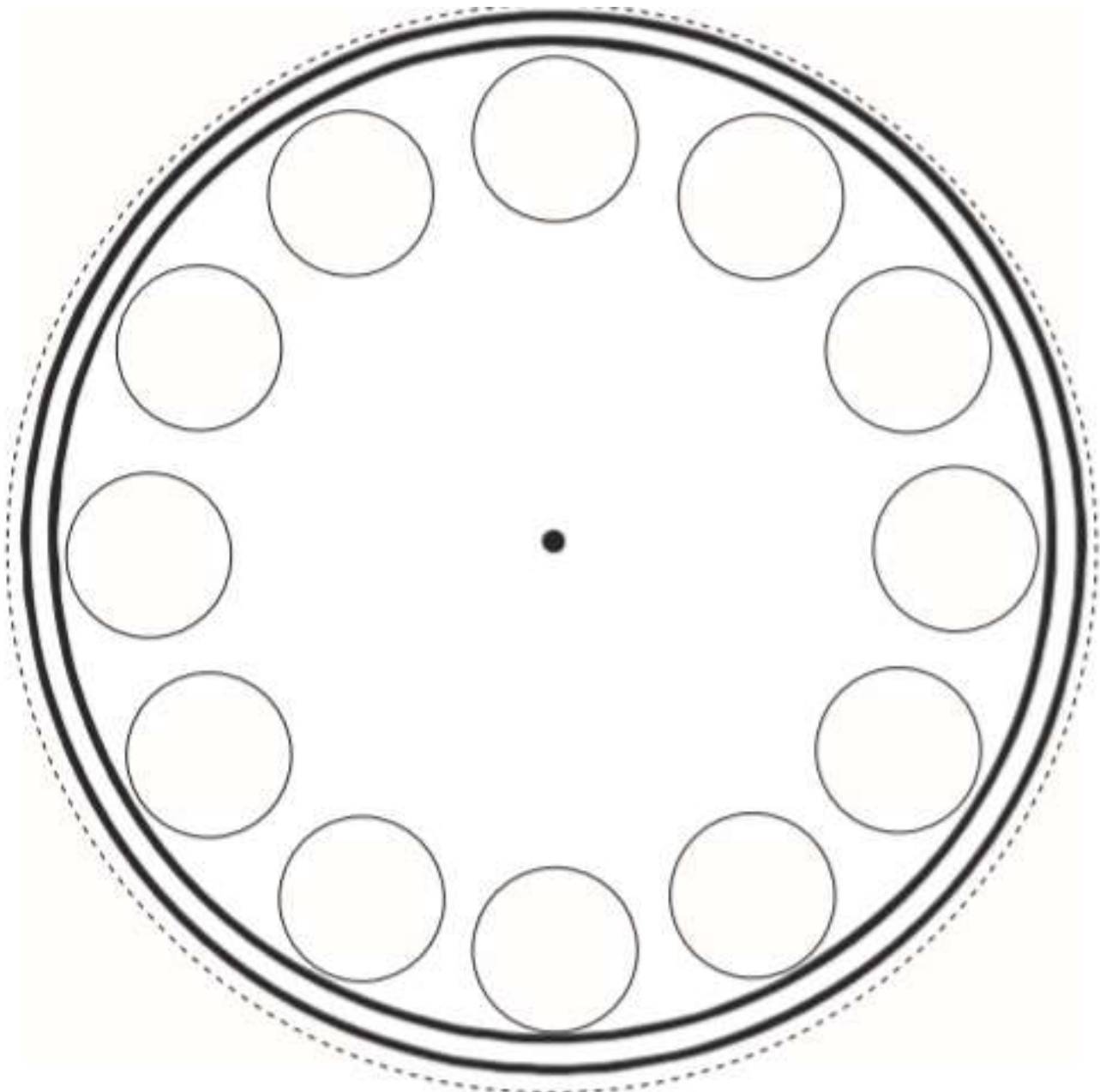
You will need:

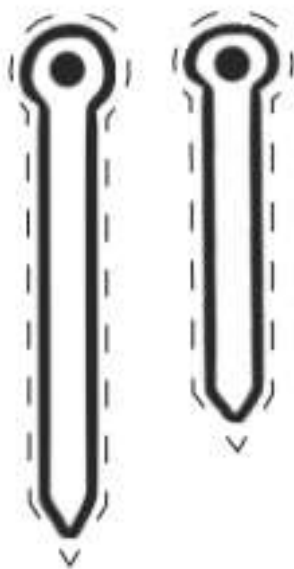
- Scissors
- A split pin

Cut out the clock face and the clock hands.

Stick the numbers in the correct place.

Attach your clock hands with a split pin.








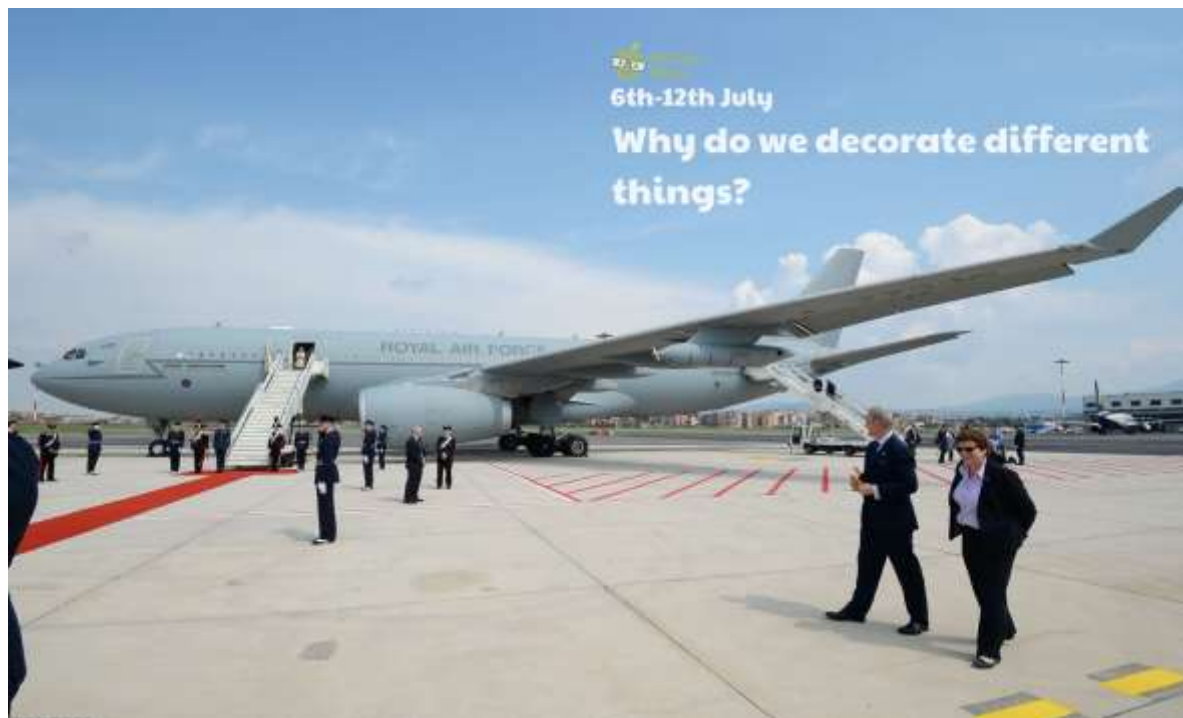
12	4	<u>9</u>	2
3	8	11	5
7	10	1	<u>6</u>

I love puppet shows! Can you tell my story in your own puppet show?



- ★ Carefully cut out the pictures of the characters in the story.
- ★ Stick them onto a straw, a lolly stick or a strong piece of card.
- ★ Get busy acting out the story with your puppets!





## Speaking and Listening

EYFS Framework: Children talk about past and present events in their own lives and in the lives of family members.

**Look at the Picture News poster:** What can you see? Who could be travelling on this plane? Do you think it's a very important person? Why do you think this?

Tell the children this aeroplane is called The RAF Voyager and is used by the Prime Minister and the Royal Family.

*Think about: Do you know who the Prime Minister is? Can you name any members of the Royal Family?*

It has been in the news that this plane has been painted with the colours red, white and blue like the Union Jack so that people will recognise the plane and know where it's from when it is in a different country. The cost of having the plane painted is £900,000.

*Think about: Do you think having the colours red, white and blue on this plane is a good idea? Do you think the plane will look better?*

### **Question: Why do we decorate different things?**

The Prime Minister's and the Royal Family's plane has been decorated to help show it's from Great Britain.

Look at the **EY Resource** of times people have decorated different things for different reasons.

*Think about: Can you think of a time you have decorated something? What did you decorate? Why did you think it needed decorating? How did you decorate it?*

