







Year 5/6
Topic
Booklet 3

Date			
Subject/s	History		
Learning Objective  	To know how the plague began		
		SA 	TA 
Success Criteria  	I know the plague began in 1665		
	I know how the plague travelled through trade		
	I know the plague spread quicker in unsanitary areas		
Support	Independent	Adult Support ()	

Peasants, Princes and Pestilence

Our new topic for this half term is Peasants, Princes and Pestilence.

What does each word mean?

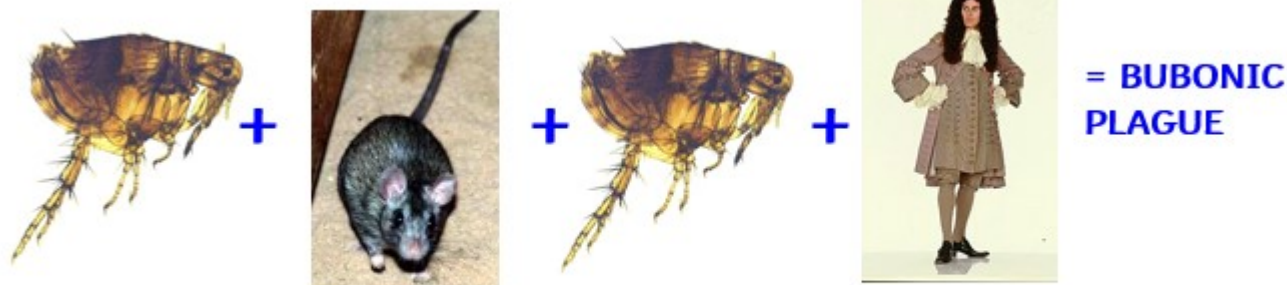
We are going to look at The Great Plague of 1665.

What happened?

The Great Plague of 1665 was thought to have spread from China through rats and fleas. The poorer areas were most affected due to the places being too dirty and unhygienic.





<https://www.youtube.com/watch?v=LBvOZO1gmOE>

Glossary		
Match the word to the correct definition using the video and the word		
Epidemic		High temperature
Trade		Swollen lymph nodes (areas)
Symptoms		Selling goods to other people
Fever		Not clean or safe
Buboes		When as disease quickly
Unsanitary		Kept isolated away from other
Quarantine		Something that occurs to indicate a situation e.g. you smile because you are happy



The flea bit the rat. The rat infected the flea. The flea bit the human.

Task Draw a series of pictures and write a short explanation to explain what happened in the Great Plague 1665. Use key words from the glossary above.

Date		
Subject/s	History	
Learning Objective	To know the symptoms of the plague	
		
	SA 	TA 
Success Criteria 	I can use information texts to find out what happens to the body when someone caught the plague	
	I can annotate pictures to show what hap-	
	I know how 'Ring-a-Roses' shows the symp-	
Support	Independent	Adult Support ()

What were the symptoms of the plague?



Task

Read the extract below. Underline any symptoms of The Great Plague.

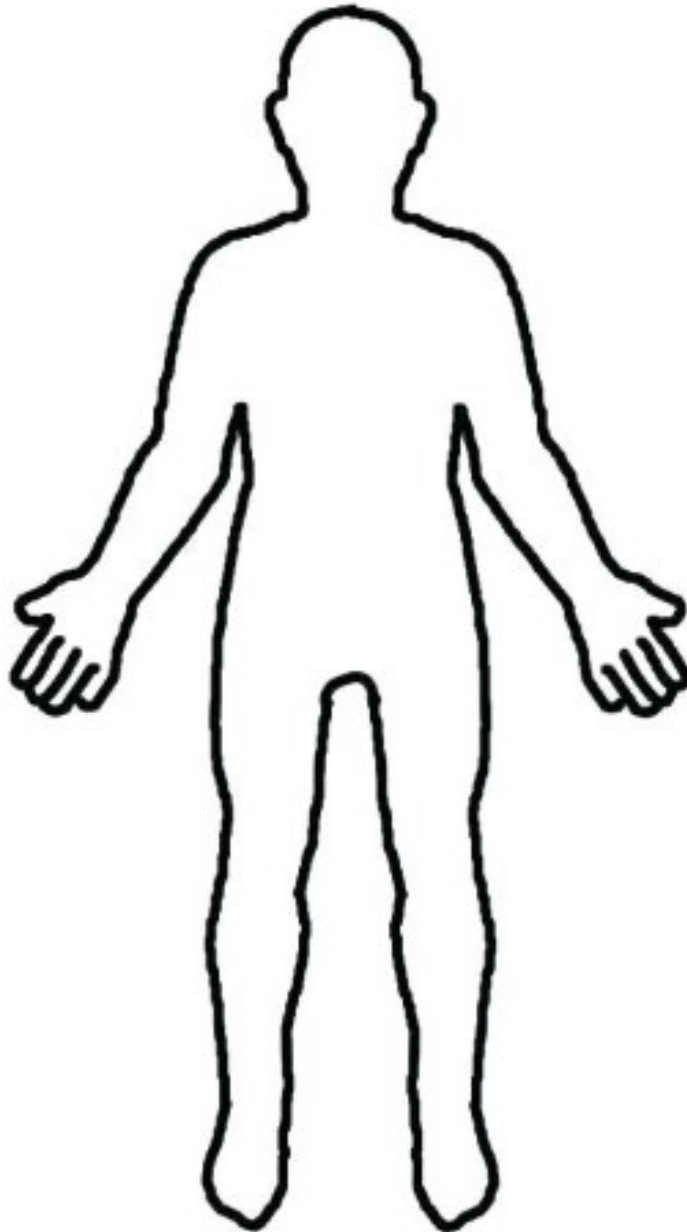
This is an extract from a source at the time, written by a Stuart:

“The first sign of the plague was that swellings appeared in the arm-pits. Some of the swellings became as large as an apple, sometimes they were the size of an egg. The deadly swellings then began to spread in all directions over the body. Then the disease changed. Black or red spots broke out, sometimes on the thigh or arm. These spots were large in some cases; in other they were almost like a rash.”

A few days after being infected, a victim developed a rash and there was pain all over the body. The victim began to feel tired but the pain made it difficult to sleep. The temperature of the body increased and this affected the brain and the nerves. Victims became unable to speak. As the disease took more of a hold, the victim took on the physical appearance of a drunk with stumbling movements. The victim then became delirious (seeing things that weren't really there). After about six days, buboes (large and highly painful swellings) appeared in the arm-pits. These buboes caused bleeding underneath the skin, which turned the buboes and surrounding areas blue/purple. In some cases, red spots appeared on the buboes as death approached. The average time of death from the first symptom was between four to seven days. It is thought that between 50% and 75% of those who caught the disease died.

Task

Label the symptoms of The Great Plague on the silhouette below. Include description of how the part of the body is affected by the plague.






Challenge

Explain how the nursery rhyme, Ring a Ring of Roses describes symptoms of The Great Plague.




A series of horizontal lines for writing, with a vertical red margin line on the left side.

Date			
Subject/s	Art		
Learning Objective	To draw from viewpoint		
		SA 	TA 
Success Criteria	I can choose to draw from a one point or two		
	I can draw lines to the vanishing point		
	I can use the streets of London as a stimulus		
Support	Independent	Adult Support ()	Group Work

We know that the plague spread so quickly because of the poor living conditions throughout the streets of London.

Look at the pictures of the crowded streets of London below.

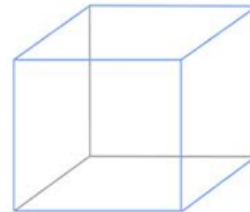




Perspective Drawing

Perspective – The technique used to represent what we see in the world (3D) on a 2D surface such as paper.

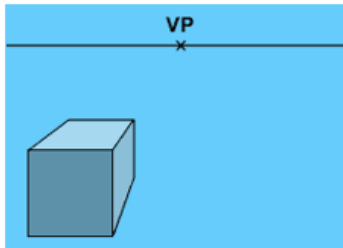
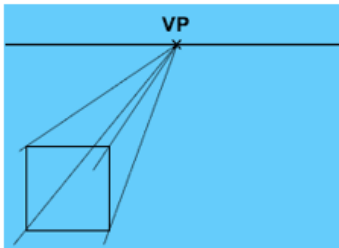
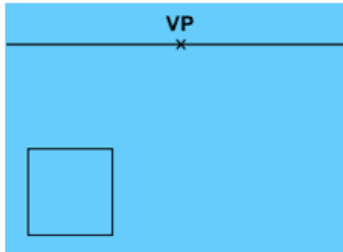
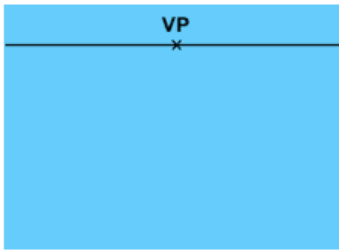
1. Draw a 2D box
2. Develop the 2D box into an accurate 3D box.



(Make sure your vertical lines are parallel)

1 Vanishing Point = 1 Point Perspective

Draw a cube using a vanishing point



1 Point Perspective drawing

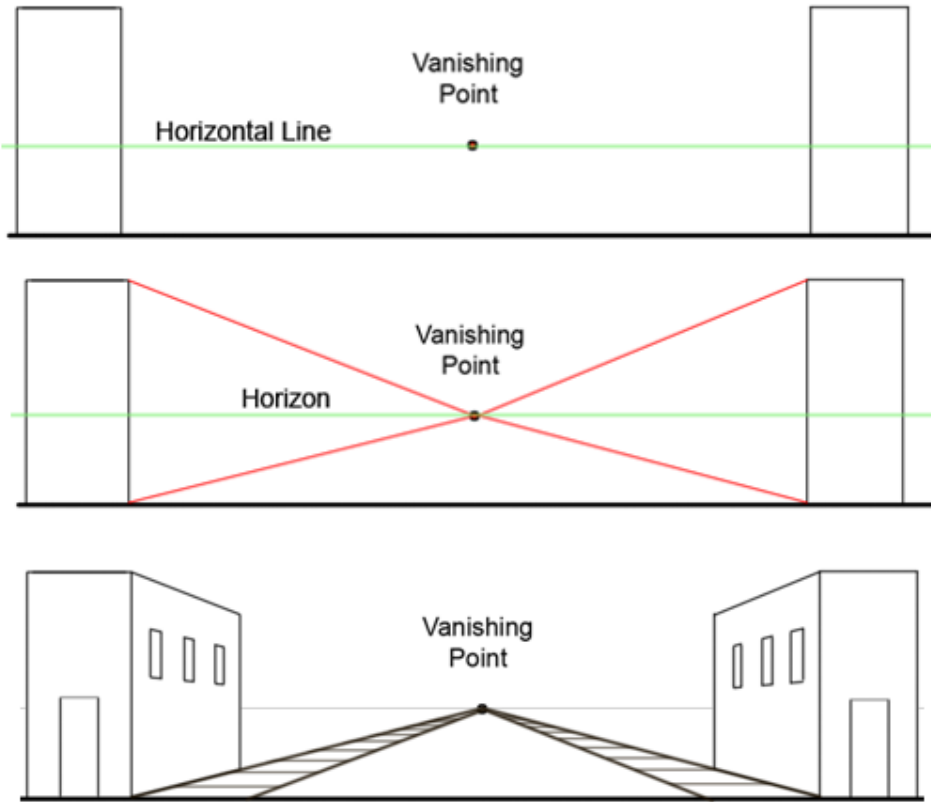
To draw a street scene and create a sense of distance lines meet at a 'vanishing point' on the horizon line.

What is a horizon line?


What happens to the buildings as they get further away?



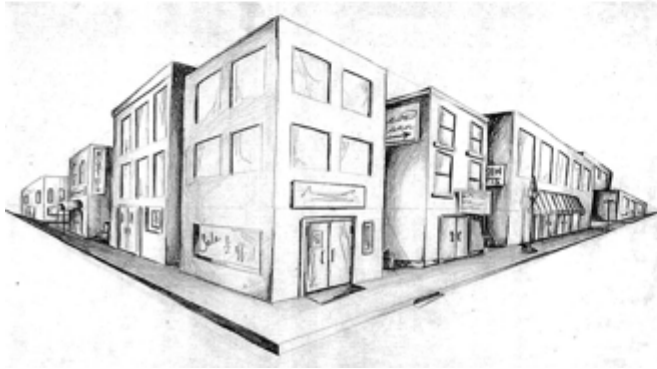
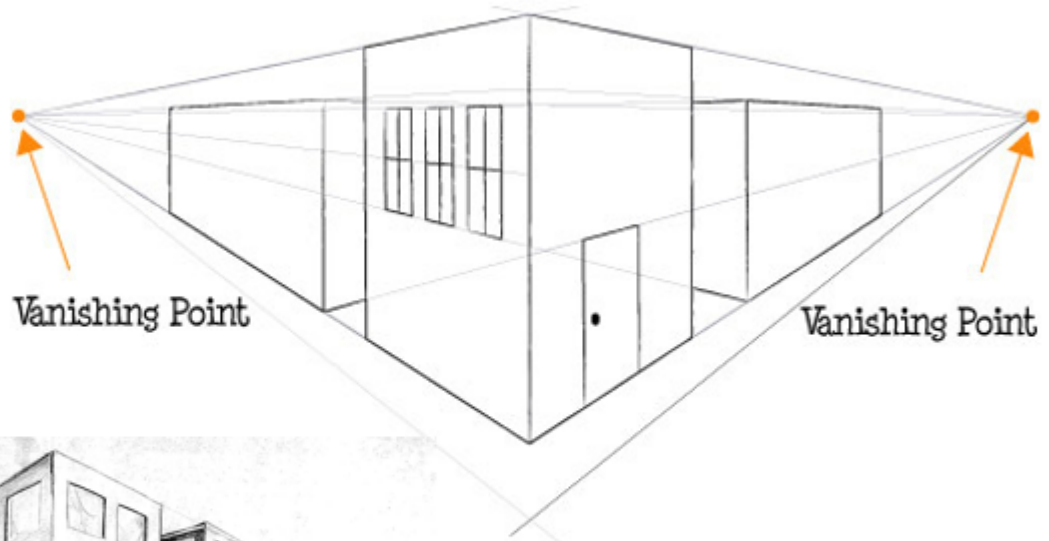
1 Point Perspective







Cityscape using 1 point perspective



2 Point perspective

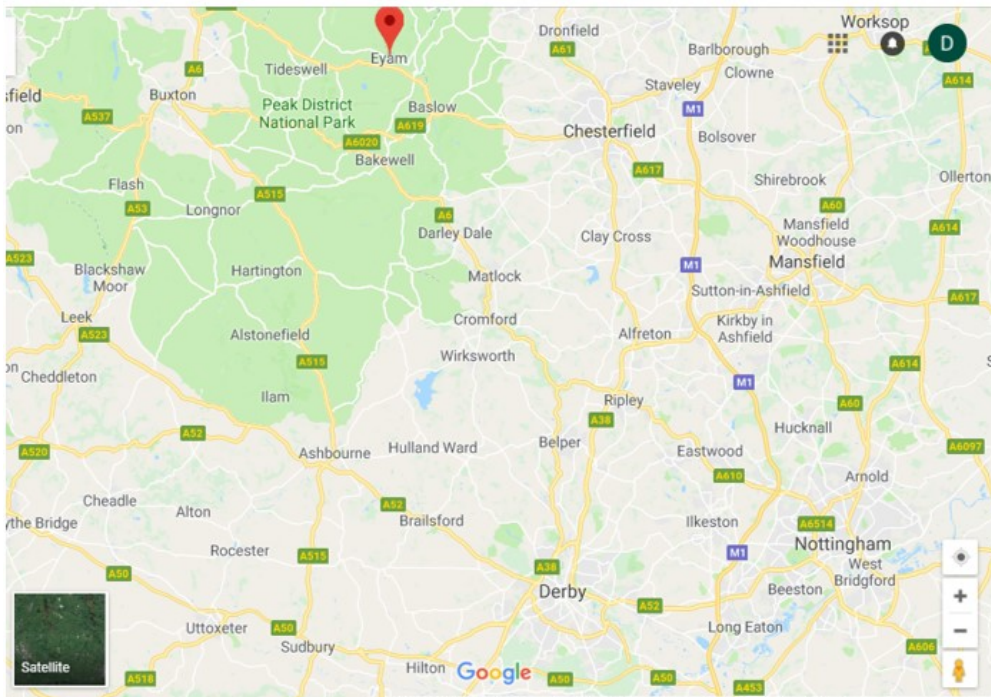


Put two vanishing points at opposite ends of the horizontal line. Draw in the front vertical of the box.

Date		
Subject/s	History	
Learning Objective 	To know how the plague was contained in Eyam	
	SA 	TA 
Success Criteria 	I know that quarantine was used to contain	
	I know how Mompesson's advice saved other villages from the plague	
	I know how the well and stone were crucial	
Support	Independent	Adult Support ()

How the Plague affected Eyam

Eyam is a small village in Derbyshire near the village of Bakewell. Here in 1665, there was an outbreak of the Plague which killed a lot of people. It is still today known as 'The Plague Village'



Eyam 1665
The village of Eyam has become popularly known as the Plague Village, a fact that has made it one of the most visited and well know village's in the Peak District, for it has a fascinating yet tragic story to tell. In August 1665 the bubonic plague arrived at the house of the village tailor George Viccars, via a parcel of cloth from London. The cloth was damp and was hung out in front of the fire to dry, releasing the plague infested fleas, claiming George as the first plague victim who died of a raging fever on 7th September 1665



William Mompesson played an important part in ensuring that the plague didn't spread further. He was a vicar.

What might he have done to make sure the plague didn't spread?

William Mompesson

William Mompesson was the vicar of Eyam during the outbreak of the Plague. When the plague broke out, William's wife, Catherine, wanted the whole family to leave Eyam. William tried to persuade her to leave the village with the children so that he could stay to help the villagers without worrying about his family. Catherine refused to go and stayed to help her husband. The children were sent to Yorkshire. In June 1666, William and Thomas Stanley decided that nobody should leave or enter Eyam. It was his decision that has made Eyam famous to this day.



There is now a well named after him.

What might it have been used for?



This is similar to the use of the boundary stone.



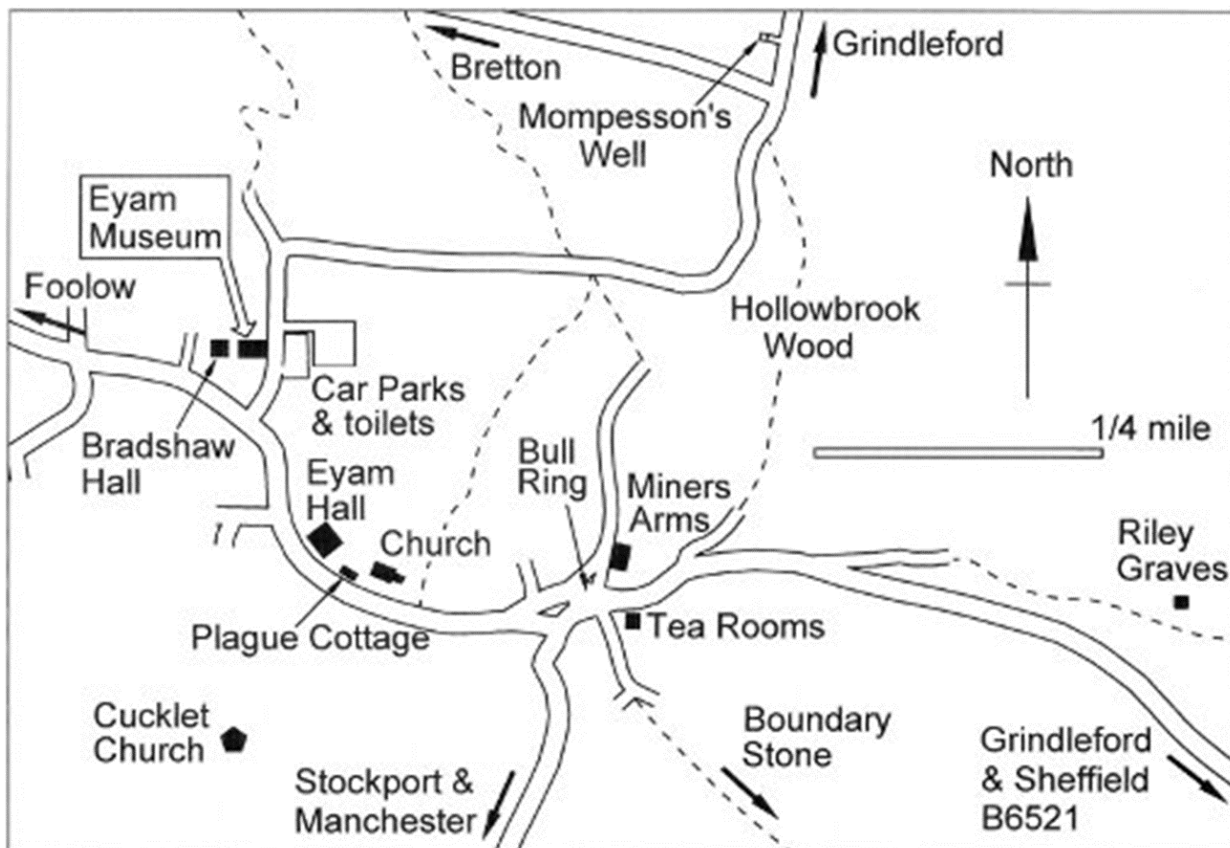
The Boundary Stone was used along with the boundary stone for the villagers of Eyam to exchange money for food with other villages. The stone was also used to show where the village boundaries were. Vinegar was used to disinfect the coins, which would be left by the villagers of Eyam in exchange for food and medicine.



Some of the villagers suggested that they should flee the village for the nearby city of Sheffield. Mompesson persuaded them not to do this as he feared that they would spread the plague into the north of England that had more or less escaped the worst of it. In fact, the village decided to cut itself off from the outside world. They effectively agreed to quarantine themselves even though it would mean death for many of them.

The village was supplied with food by those who lived outside of the village. People brought supplies and left them at the parish stones that marked the start of Eyam. The villagers left money in a water trough filled with vinegar to sterilise the coins left in them. In this way, Eyam was not left to starve to death. Those who supplied the food did not come into contact with the villagers. Eyam continued to be hit by the plague in 1666. The rector, Mompesson, had to bury his own family in the churchyard of Eyam. His wife died in August 1666. He decided to hold his services outside to reduce the chances of people catching the disease.

<https://www.youtube.com/watch?v=pkQTLWKwwgM>



Task

William Mompesson convinced the people of Eyam to sacrifice themselves to prevent the spread of the plague. How do you think he did this?

Your task is to write a persuasive argument from the perspective of William Mompesson to the people of Eyam convincing them to quarantine themselves.

Use the example below to help you organise your argument.

Why You Should Vote for me in the Student Council Elections

Good afternoon, my name is Natalie Hicks and I would like to explain why you should vote for me in the student council elections on May 1st.

I have been attending this school since I was 5 years old so I care a lot about what happens here. I learned to read at this school, I lost my first tooth at this school and I have enjoyed every minute of my time here. However, I think that together we could make some changes that would benefit everyone.

Have you ever wondered what recess would be like if the equipment we had was even better? How about if you got to choose how any money raised at the school was spent? I plan to arrange new and exciting fundraising opportunities and then ask you - the children - what we should spend our money on to make sure we have the best equipment possible.

Furthermore, I will make an excellent school councillor because I have really good ideas. I have shown this in my school work and in my enterprise projects. I know what children at this school want because I have a lot of friends and I talk to lots of people. I am good at talking to adults - it always says so on my school reports.

Additionally, I am trustworthy and honest. This is an extremely important quality in a school councillor. If my friends tell me a secret, they can depend on me not to tell anyone else. Just the other day I found \$5 in the playground and handed it straight in to the office.

I have explained why I am undoubtedly the best candidate for this position. I know the school, I have good ideas which I can communicate and I am reliable and honest. Vote for me!



Check and complete the list

Title implies a point of view

Reasons to support the viewpoint

Facts and evidence to support reasons

Connectives to link ideas (e.g. however, therefore, furthermore)

Persuasive devices: Agreement (e.g. obviously, without doubt)

Powerful adjectives

Rhetorical questions

Conclusion to summarise and state opinion

