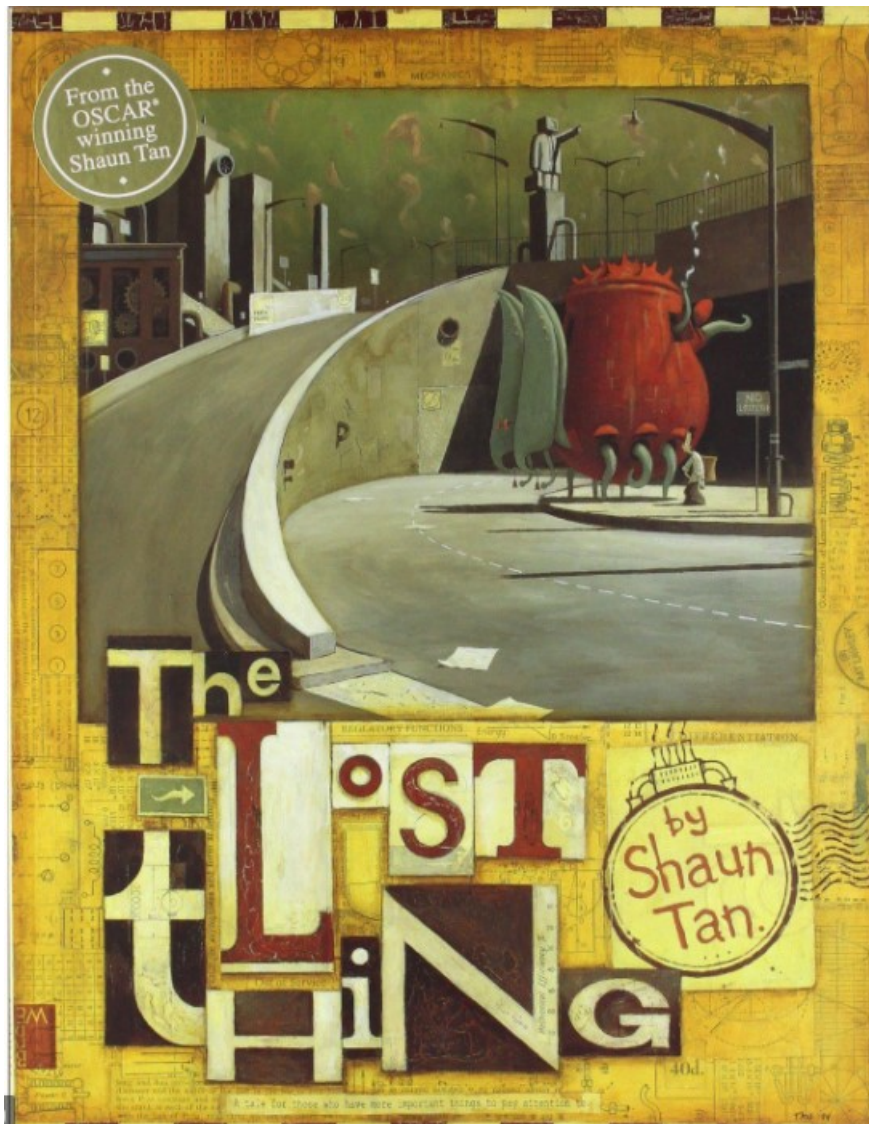



English booklet—The Lost Thing



















Use the link below to listen to The Lost Thing

Use the link to watch the lost thing

<https://www.youtube.com/watch?v=CVV7kxQdofY&t=193s>

Subject/s	English
Learning Objective 	To understand the text

	SA 	TA 
Success Criteria 		
 I can  find the  answers in  the  picture		
 I can  Circle the  right answer		
 I can  use my  sounds to  write an  answer		

Read the text *The Lost Thing* and answer the questions.



What colour is the book the boy is holding? Draw a circle around the right answer.



Name three objects in the picture

Is the boy happy or sad?






happy




















sad

4 . Why do you think that?

Subject/s	<u>English</u>
Learning Objective 	To understand the text

SA 	TA 

Success Criteria 	 I can  find the  answers  in  the picture		
	 I can  interpret  pictures		
	 I can  use  words  from  the question  to  start my  answer		

Read the text *The Lost Thing* and answer the questions.



1. (I) On page 2, where do you think the boy is?

I think the boy is _____






















2. (R) What is the boy doing in the pictures?



3. (R) Where are they sitting?

4. (R) On page 13 what is the boy feeding the Lost thing?

Subject/s	English	
Learning Objective 	 -  To analyse a character	
	SA 	TA 
Success Criteria 	 -  -  I can describe a character	
	   -  -  I know what a character is feeling	
	   -  -  I know what a character is thinking	


Label the picture of The Lost Thing using key words or short sentences.




















Lonely

Red



Steps to Success

Date	
Subject/s	<u>English</u>
Learning Objective 	To box up/story map a text

	SA 	TA 
Success Criteria 	       I can verbally rehearse The Lost Thing using actions	
	   I can change a character	
	      I can verbally rehearse the innovated story together	
Support	Independent	Adult Support ()
	Group Work	

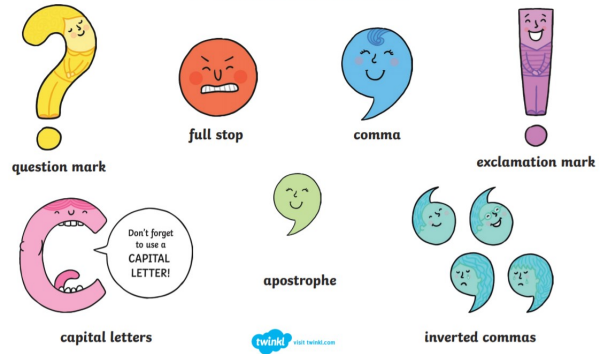
Rehearse the story using the text map on the next page. Come up with your own character instead of The Lost Thing. Then draw your own text map with your new character in.

Use your text map to write your story up with your new character. Use the mats below to help you.

Remember



Punctuation



Face	
adorable	narrow
attractive	odd
beautiful	pale
blotchy	plump
blushing	round
cheerful	rosy
cruel	sallow
cute	scrunched
freckled	slim
gloomy	striking
gorgeous	stunning
jaunty	sullen
kind	sunburnt
long	sunken
loving	unusual
miserable	wicked
morose	wrinkled

Hair
coarse
curly
dark
fine
floppy
frizzy
ginger
golden
greasy
luscious
messy
neat
shiny
tangled
thick
wild
wispy

Body
angular
athletic
broad
bulky
burly
frail
lithe
muscular
narrow
plump
slender
slight
slim
stout
wide
willowy
wiry

Voice
booming
brittle
clear
confident
croaking
echoing
flat
gruff
hushed
inaudible
loud
quiet
quivering
raspy
shrill
wheezy
whispering

Clothes
clean
damaged
fashionable
flowing
ill-fitting
modern
neat
old-fashioned
pristine
spotless
stylish
tidy
torn
untidy
unkempt
vintage
worn

Movement
blundering
edging
hobbling
limping
looming
pacing
plodding
racing
scrambling
skulking
stalking
stooping
striding
strutting
stumbling
sweeping
trudging

m	a	s	d	t
i	n	p	g	o
c	k	u	b	f
e	l	h	sh	r
j	v	y	w	th
z	ch	qu	x	ng
				nk

Speed Sounds Set 2

ay may I play?	ee what can you see?	igh fly high	ow blow the snow	oo poo at the zoo
oo look at a book	ar start the car	or shut the door	air that's not fair	ir whirl and twirl

Speed Sounds Set 3

ea cup of tea	oi spoil the boy	ou shout it out	oy toy for a boy	
a-e make a cake	i-e nice smile	o-e phone home	u-e huge brute	aw yawn at dawn
are care and share	ur nurse with a purse	er a better letter	ow brown cow	ai snail in the rain
oa goat in a boat	ew chew the stew	ire fire, fire!	ear hear with your ear	ure sure it's pure

