



























Home learning

Wednesday 6th January 2021

Time table for your day

 Wake up Activity	 RWI  SPaG	 play  break	 maths	 play  break	 RE	 story	 finished
---	---	---	--	---	--	---	--

 Wake up Activity	<p>Pick an activity to help wake yourself up and get ready for the day PE with Joe - https://www.youtube.com/user/thebodycoach1</p> <p>Cosmic yoga - https://www.youtube.com/user/CosmicKidsYoga/videos</p> <div style="display: flex; justify-content: space-between; align-items: center;"> <div style="text-align: center;">  <small>The Body Coach TV 2.62M subscribers SUBSCRIBE</small> </div> <div style="text-align: center;">  <small>Cosmic Kids Yoga 1.03M subscribers SUBSCRIBED</small> </div> </div>															
RWI or SPaG  RWI   SPaG	<p>Play the video for your set and you will see, they know what to do!</p> <table border="1" style="width: 100%; text-align: center;"> <thead> <tr> <th style="width: 33%;">Set 1</th> <th style="width: 33%;">Set 2</th> <th style="width: 33%;">Set 3</th> </tr> </thead> <tbody> <tr> <td style="font-size: 2em;">m</td> <td style="font-size: 2em;">ay</td> <td style="font-size: 2em;">ea</td> </tr> <tr> <td></td> <td> <small>may play?</small></td> <td> <small>cup of tea</small></td> </tr> <tr> <td>https://youtu.be/xV-KWU5nn_c</td> <td>https://youtu.be/JKzUJNQUXg</td> <td>https://youtu.be/NxwLBLtqLZE</td> </tr> <tr> <td></td> <td>Fred Fingers and Hold a sentence https://youtu.be/JKzUJNQUXg</td> <td>Fred Fingers and Hold a sentence https://youtu.be/NxwLBLtqLZE</td> </tr> </tbody> </table> <p>SPaG – See sheets below</p> <p>To use coordinating conjunctions</p>	Set 1	Set 2	Set 3	m	ay	ea		 <small>may play?</small>	 <small>cup of tea</small>	https://youtu.be/xV-KWU5nn_c	https://youtu.be/JKzUJNQUXg	https://youtu.be/NxwLBLtqLZE		Fred Fingers and Hold a sentence https://youtu.be/JKzUJNQUXg	Fred Fingers and Hold a sentence https://youtu.be/NxwLBLtqLZE
Set 1	Set 2	Set 3														
m	ay	ea														
	 <small>may play?</small>	 <small>cup of tea</small>														
https://youtu.be/xV-KWU5nn_c	https://youtu.be/JKzUJNQUXg	https://youtu.be/NxwLBLtqLZE														
	Fred Fingers and Hold a sentence https://youtu.be/JKzUJNQUXg	Fred Fingers and Hold a sentence https://youtu.be/NxwLBLtqLZE														

Have a break and play

Maths	To recognise 2D shapes – <i>See sheets below</i>
-------	--

Have a break and play

RE	To recognise the importance of the Qur'an to Muslims. <i>See sheets below</i>
----	---

Story time	<p>Reading - Read one of your favourite books to you parent/carer. If you have ran out of books, log on to your myon.co.uk and find a book from there! Ask your teacher on class dojo if you aren't sure of your username or password.</p> <p>Story time – Room on a broom https://www.youtube.com/watch?v=ecjmKf-IIPg&t=6s</p>
------------	--

Hope you had a lovely day 😊

$$2+3=5$$

Maths- To recognise 2D shapes



6.01.2021

6.01.2021

$1 + 1 =$	$5 + 5 =$	$23 + 5 =$
$1 + 2 =$	$4 + 3 =$	$17 + 6 =$
$2 + 2 =$	$7 + 2 =$	$48 + 6 =$
$3 + 1 =$	$9 + 3 =$	$55 + 6 =$
$4 + 1 =$	$8 + 4 =$	$87 + 4 =$
$5 + 1 =$	$10 + 3 =$	$97 + 2 =$

Today we are learning to:
Recognise 2D shapes



Success Criteria:

- I can name some 2D shapes
- I can spot 2D shapes around me
- I can identify 2D shapes

What are 2D shapes?

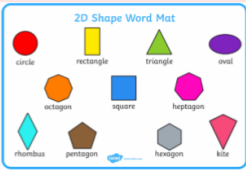


What are 3D shapes?



2D shapes

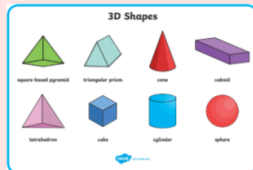
2D shapes are flat



[Extend Page](#)

3D shapes

3D shapes are solid



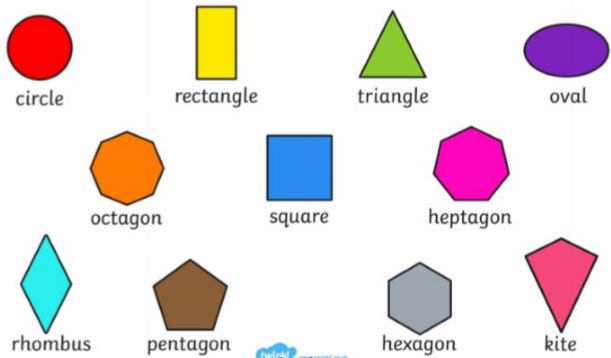
[Extend Page](#)

Match the names of the shapes to the pictures.

Triangle Square Rectangle Circle




2D Shape Word Mat






[Extend Page](#)

How many squares can you see?









Date	6.1.2021
Subject/s	Maths
L.O	To recognise 2D shapes

Success criteria 	I can match the 2D shape to the name		
	I can identify the odd one out with 2D shapes		
	I can name 2D shapes		
Support	Independent	Adult Support	Group

Fluency 1

circle

hexagon







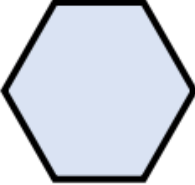

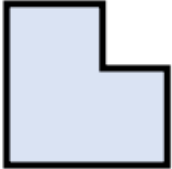



pentagon

square


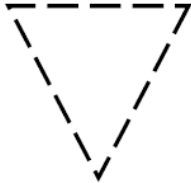
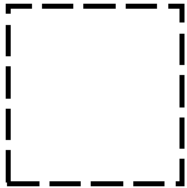
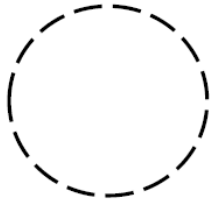
triangle

rectangle

Fluency 2: Can you circle the odd one out on each row?

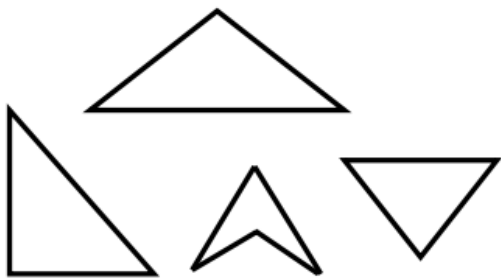
Fluency 2: Can you circle the odd one out on each row?			
1			
2			
3			
4			

Fluency 3: Can you trace round these shapes and write the correct name?

Reasoning and Problem solving

Which shape is the odd one out?
Explain your reasoning.



I'm thinking of a 2-D shape with more than 3 sides.

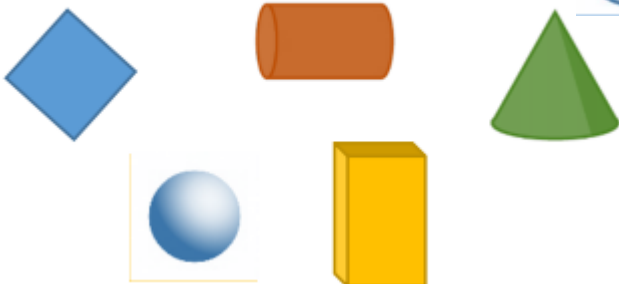


What shape could Whitney be thinking of?

Are there any other shapes it could be?

What shape is Whitney definitely not thinking about? How do you know?


Which shape is the odd one out?
Explain why.





SPaG- To use coordinating conjunctions

Date	6 th January
Subject/s	SPaG
Learning Objective	To use coordinating conjunctions

		Self-Assessment	Teacher Assessment
 Success Criteria	I can read the sentences		
	I can choose a suitable coordinating conjunction		
	I can use two conjunctions		
Support	Independent	Adult Support ()	

so	and	but	or
----	-----	-----	----

A. I did my homework _____ I tidied my bedroom.

B. Lily was tired _____ she went to bed early.

C. I had to go home for my dinner _____ I wanted to play outside.

D. Shall we drive to London _____ shall we go on the train?

A. My mum took me out for lunch _____ ice cream _____ I made her a card to thank her.

B. I couldn't decide whether to get a sandwich _____ some soup _____ I got both.

C. Rob tried to walk to the car _____ it was icy _____ he slipped over.

D. My sister _____ I went to the park _____ the gates were locked.



RE- To recognise the importance of the Qur'an to Muslims

This half term we will be learning about Islam.



Do you know anything already about Muslims?

Wednesday 6th January

Key Vocabulary

Muslim
Qur'an
special
important
words
meaning



Learning Objective

To understand why the Qur'an is important to Muslims.

FIRSY



Fascinated

Sociable

The Qur'an



Why do you think the Qur'an is on a stand?

What does that tell us about its importance?

What is the Qur'an?

The Qur'an is the holy book for Muslims and is written in Arabic.

Muslims believe it is the perfect word of God.



What is the Qur'an?

Muslims show respect for the Qur'an by washing their hands before touching it. When not being used, the Qur'an is often wrapped up in a special cloth and kept on a high shelf to show respect.

It must never touch the floor and is placed on a special stand when being read. Many Muslims around the world learn the Qur'an off by heart!



Shahadah



What words might be so special that they are written so beautifully and in so many places?

The Declaration of Faith (Shahada)



"La ilaha illa Allah Muhammad Rasulu Allah"

"There is no god but Allah Muhammad is His messenger"

These words and the words in the Qur'an are very important to Muslims.

Can you think of some important words?

How many can you think of?

Why are they special?

Your turn

Choose 4 words which are important to you.
Draw them and write the word.

Date	Wednesday 6 th January
Subject/s	Topic - RE
Learning Objective 	To recognise the importance of the Qur'an to Muslims

	SA 	TA
I can talk about why the Qur'an is important 		
I can work in a team to think of important words 		
I can write words that are important to me 		
Support	Independent	Adult Support ()
		Group Work

