





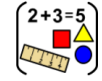


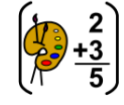



















# Home learning

## Monday 11th January 2021

### Time table for your day

 Wake up Activity	 RWI	 SPaG	 English	 play	 break	 maths	 play	 break	 Topic	 story	 finished
---	--	---	--	---	--	--	---	--	--	--	---

 Wake up Activity	<p>Pick an activity to help wake yourself up and get ready for the day PE with Joe - <a href="https://www.youtube.com/user/thebodycoach1">https://www.youtube.com/user/thebodycoach1</a></p> <p>Cosmic yoga - <a href="https://www.youtube.com/user/CosmicKidsYoga/videos">https://www.youtube.com/user/CosmicKidsYoga/videos</a></p> <div style="display: flex; justify-content: space-around; align-items: center;"> <div style="text-align: center;">         The Body Coach TV        2.62M subscribers        SUBSCRIBE     </div> <div style="text-align: center;">         Cosmic Kids Yoga        1.03M subscribers        SUBSCRIBED     </div> </div>															
RWI <u>or</u> SPaG   RWI     SPaG	<p><b>Play the video for your set and you will see, they know what to do!</b></p> <table border="1" style="width: 100%; text-align: center;"> <thead> <tr> <th style="width: 33%;">Set 1</th> <th style="width: 33%;">Set 2</th> <th style="width: 33%;">Set 3</th> </tr> </thead> <tbody> <tr> <td style="font-size: 2em;">d</td> <td style="font-size: 2em;">ow</td> <td style="font-size: 2em;">i-e</td> </tr> <tr> <td></td> <td> <small>blow the snow</small></td> <td> <small>nice smile</small></td> </tr> <tr> <td><a href="https://youtu.be/2KzUfucWaWs">https://youtu.be/2KzUfucWaWs</a></td> <td><a href="https://youtu.be/yFOvdL5DYWQ">https://youtu.be/yFOvdL5DYWQ</a></td> <td><a href="https://youtu.be/rxYKmNLLKG8">https://youtu.be/rxYKmNLLKG8</a></td> </tr> <tr> <td></td> <td>Fred Fingers and Hold a sentence <a href="https://youtu.be/eH4Lzw_l6-0">https://youtu.be/eH4Lzw_l6-0</a></td> <td>Fred Fingers and Hold a sentence <a href="https://youtu.be/Fm7RO5b4ic">https://youtu.be/Fm7RO5b4ic</a></td> </tr> </tbody> </table> <p><b>SPaG – See sheets below</b></p> <p>To use subordinating conjunctions. To read the text fluently.</p>	Set 1	Set 2	Set 3	d	ow	i-e		 <small>blow the snow</small>	 <small>nice smile</small>	<a href="https://youtu.be/2KzUfucWaWs">https://youtu.be/2KzUfucWaWs</a>	<a href="https://youtu.be/yFOvdL5DYWQ">https://youtu.be/yFOvdL5DYWQ</a>	<a href="https://youtu.be/rxYKmNLLKG8">https://youtu.be/rxYKmNLLKG8</a>		Fred Fingers and Hold a sentence <a href="https://youtu.be/eH4Lzw_l6-0">https://youtu.be/eH4Lzw_l6-0</a>	Fred Fingers and Hold a sentence <a href="https://youtu.be/Fm7RO5b4ic">https://youtu.be/Fm7RO5b4ic</a>
Set 1	Set 2	Set 3														
d	ow	i-e														
	 <small>blow the snow</small>	 <small>nice smile</small>														
<a href="https://youtu.be/2KzUfucWaWs">https://youtu.be/2KzUfucWaWs</a>	<a href="https://youtu.be/yFOvdL5DYWQ">https://youtu.be/yFOvdL5DYWQ</a>	<a href="https://youtu.be/rxYKmNLLKG8">https://youtu.be/rxYKmNLLKG8</a>														
	Fred Fingers and Hold a sentence <a href="https://youtu.be/eH4Lzw_l6-0">https://youtu.be/eH4Lzw_l6-0</a>	Fred Fingers and Hold a sentence <a href="https://youtu.be/Fm7RO5b4ic">https://youtu.be/Fm7RO5b4ic</a>														

English	To describe a character. <i>See sheets below</i>
<b>Have a break and play</b>	
Maths	To draw a 2D shape– <i>See sheets below</i>
<b>Have a break and play</b>	
Topic	To understand geological similarities and differences through studying the human and physical geography. <i>See sheets below</i>
Story time	<p><b>Reading</b> – Read one of your favourite books to you parent/carer. If you have ran out of books, log on to your myon.co.uk and find a book from there! Ask your teacher on class dojo if you aren't sure of your username or password.</p> <p><b>Story time</b> – Emily brown and the thing <a href="https://www.youtube.com/watch?v=HXDI2GyRdMA&amp;feature=youtu.be">https://www.youtube.com/watch?v=HXDI2GyRdMA&amp;feature=youtu.be</a></p>

Hope you had a lovely day 😊



RWI

RWI

## Set 1



### Practise handwriting

Round his bottom, up his tall neck, down to his feet

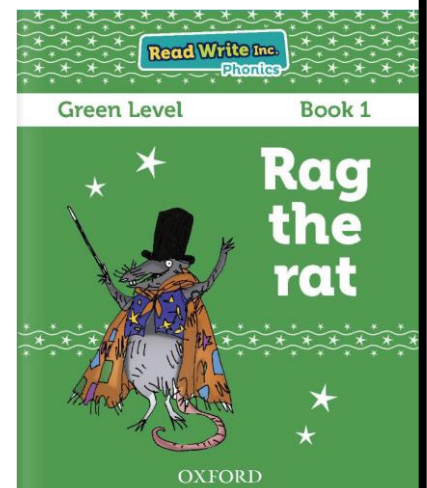


### Practise sound-writing

d

This Week's Green Reading Book – Rag the rat


Link: <https://www.oxfordowl.co.uk/api/interactives/24760.html>



# Set 2

## Speed Sounds Set 2

ow



### Practise reading

blow

snow

low

show

know

slow

This Week's Pink Reading Book – The Troll in the Pond

Link: <https://www.oxfordowl.co.uk/api/interactives/29257.html>

Book sounds: Set 2 – ay

Read Write Inc.

Phonics

The troll in the pond

Set 3A Story 1  
ay

Story by Cynthia Rider  
Illustrated by Tim Archbold  
Series developed by Ruth Miskin



OXFORD

# Set 3

Speed Sounds Set 3

igh i-e



igh



i-e

Practise reading

high night light

fright bright might


smile white nice

like time hide

This Week's Yellow Reading Book – A Hungry Fox

Link: <https://www.oxfordowl.co.uk/api/interactives/29247.html>

Book sounds: Set 3 - e, ea





# SPaG – To read the text fluently To use subordinating Conjunctions

Date given: 11.1.2021

Date tested: 15.1.2021

Adding -ed, -er and -est to a word ending in -y

copier

copied

happier

happiest

cried

replied

Practise these spellings  
each day and have a test  
on Friday.



Today's focus:

Monday 11th January

To read a text fluently



How am I reading the story?



What is different? Which is better?



Can you use expression to read?



LO: To use subordinating  
conjunctions

Success Criteria:

- I know what subordinating conjunctions are
- I can read the sentence
- I can choose the correct conjunction to fit in the sentence

## Subordinating Conjunctions



When we use a conjunction e.g. *and*, both clauses make sense on their own.

The monster roared loudly and he chased the little girl.

Sometimes we want to add more information to our sentences. This information is extra and not as important as our independent/main clause.

When we want to do this, we use a subordinating conjunction.

Which subordinating conjunctions do you know?

## Subordinating Conjunctions



An example of a subordinating conjunction is *when*.

The girl ran away when the monster roared at her.

In this sentence the main/independent clause is:

**The girl ran away**

The extra information and the subordinating clause is:

**when the monster roared at her**

## Subordinating Conjunctions

There are lots of subordinating conjunctions but we are going to look more closely at these four:

when

if

that

because

**Practise** when if that because

I used one of Isla's pencils \_\_\_\_\_ I had lost mine.

Mum said I could have desert \_\_\_\_\_ I ate all my tea.

I will cut the grass \_\_\_\_\_ it stops raining.

Ashton loved the toy \_\_\_\_\_ his dad gave him.



Practise reading the text fluently and with expression. Remember to pause for a full stop.

## Amazing Antarctica

### Where Is Antarctica?



Antarctica is a continent (a large solid area of land). It is the furthest south in the world. It is surrounded by the Southern Ocean.

Antarctica is about 50 times the size of the UK.

### Antarctic Animals

Lots of different animals live in Antarctica. They have all developed special features to help them to survive in very cold temperatures.



**Emperor penguins** are the largest penguins in the world. Emperor penguins have special fat layers in their feet to keep them from freezing. They also have strong claws to help them grip the ice.

**Fur seals** have thick fur to protect them from the cold. They also have a thick layer of fat, called blubber, under their skin to keep them warm.



**Orcas** have a large heart which helps to pump lots of warm blood around their body. They also have a thick layer of blubber under their skin to keep them warm.

### What Is It Like in Antarctica?

Antarctica is the coldest place on Earth and almost the whole continent is always covered in ice. Because of the extremely cold temperatures, no people live in Antarctica permanently. There are also parts where no rain ever falls.

Date	Monday 11 <sup>th</sup> January
Subject/s	SPaG
Learning Objective	To use coordinating conjunctions



 self	 teacher
----------	-------------

Success Criteria 	I can think of different subordinating conjunctions.		
	I can read the sentences.		
	I can choose a suitable subordinating conjunction.		
Support	Independent	Adult Support ( )	

1. Look at the sentences below. The subordinating conjunction is missing. Can you choose the best conjunction to join the clauses? The first one has been done for you.

- a) I had a drink of water **because** I was thirsty.
- b) My dad said I could only have cake \_\_\_\_\_ I ate all my dinner.
- c) I made a huge splash \_\_\_\_\_ I jumped into the swimming pool.
- d) My brother ate all the biscuits \_\_\_\_\_ he was hungry.
- e) I was crying \_\_\_\_\_ I had hurt my leg.
- f) I will be able to drive \_\_\_\_\_ I am older.
- g) It's not fair \_\_\_\_\_ I have to go to bed at 8pm.

<b>Conjunctions</b>			
because	if	that	when



English









# English – To write a character description.

What does Sunny look like?

Think of his features and use adjectives to describe him. Some ideas are below to help.





## Features

							
eyes	ears	nose	legs	arms	belly	feet	tail

## Adjectives

						
brown	furry	yellow	soft	wet	fluffy	short

Subject/s	English- Meerkat Mail
L.O	To write a character description

Success Criteria	I can pick out features of the character
	I can use adjectives to describe



Handwriting practice lines consisting of multiple sets of solid top and bottom lines with a dashed midline.



$$2 + 3 = 5$$

# Maths- To draw a 2D shape



8.01.2021

$3 + 2 =$

$2 + 4 =$

$4 + 4 =$

$5 + 2 =$

$7 + 3 =$

$8 + 2 =$

$1 + \_ = 10$

$3 + \_ = 10$

$\_ + 7 = 10$

$8 + \_ = 10$

$2 + \_ = 9$

$1 + \_ = 6$

$23 + 12 =$

$54 + 13 =$

$52 + 43 =$

$13 + 72 =$

$67 + 12 =$

$34 + 45 =$

[Extend Page](#)

11.01.2021

Today we are learning to:

**draw 2D shapes**



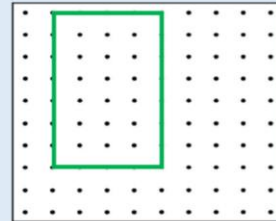
Success Criteria:

- I can draw 2D shapes with the right amount of sides
- I can name 2D shapes
- I can draw 2D shapes with a ruler

[Extend Page](#)

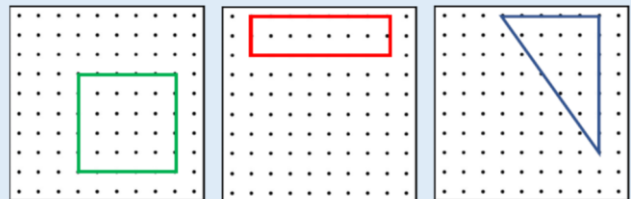


Can you draw a rectangle on dotted paper?  
Start at a vertex and use a ruler to draw your first straight side.  
How many straight sides will you need?  
Rotate the paper to help you draw the shape more accurately.



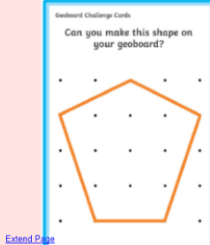
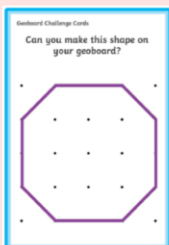

[Extend Page](#)

Use a geoboard to make different shapes. How many shapes can you make?  
Can you make a square? Can you make a triangle? Can you make a rectangle?



You can also draw shapes on paper too!

[Extend Page](#)



[Extend Page](#)

**Use a ruler to draw:**

- a square
- a rectangle
- a triangle
- a pentagon
- a hexagon



★ ★ ★ ★ **CHALLENGE** - can you draw 2D shapes in  
★ different ways?


[Extend Page](#)



- Draw three different triangles

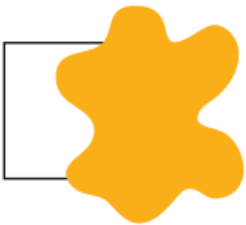


- Draw a hexagon



### Reasoning and Problem solving

Teddy has drawn a 2D shape.  
He has spilt ink on his drawing.



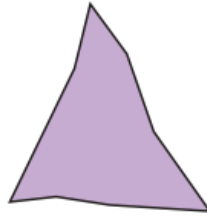
What could Teddy's shape be? \_\_\_\_\_

What shape can it **not** be? \_\_\_\_\_

How do you know?



I have drawn a triangle.

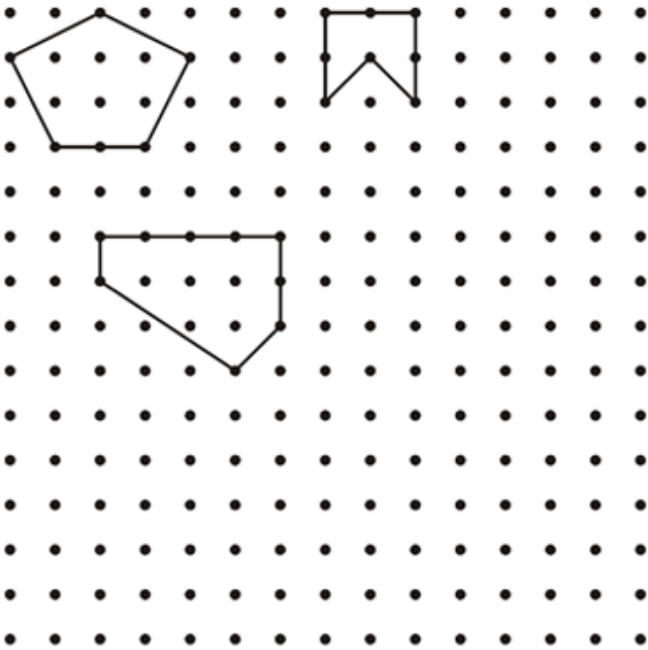


Do you agree with Whitney? \_\_\_\_\_

Why?



Use the dots to draw a **different** pentagon.  
Use a ruler.



### Further Challenge

Follow the instructions.


Draw your answer on the squared grid.

- Draw a rectangle in the centre of the grid.
- Draw a square inside the rectangle.
- Draw a hexagon below the rectangle.
- Draw a triangle above the rectangle.



Topic

Topic – To understand geological similarities and differences through studying the human and physical geography.



### Physical Features



Physical features are things such as **mountains**, **deserts**, **rivers**, and oceans. They are things that are not made by humans. Things that are already there.

[Extend Page](#)



### Human Features



Human features are things that humans have made. Such as building and bridges.

[Extend Page](#)



Sort the images into Physical and Human features

Physical Features	Human features



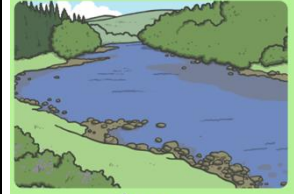
beach



forest




hills



river




house



factory



city



beach



mountain



office



farm



shop

