





Steps to Success

Lockdown work

Date	Monday 11 th January
Subject/s	Computing
Learning Objective 	To understand how to protect our identity online.

		SA 	TA 
Success Criteria 	<ul style="list-style-type: none"> • I can understand the difference between identity and an online identity. • I can describe positive ways to interact with others. • I can explain how I can protect my identity. 		
Support	Independent	Adult Support ()	Group Work
Key vocabulary:	Identity	Personal information	Protect Online Sharing Public Interact

Look at the pictures below. If a person was to share these pictures what would you be able to work out about a person? What do they pictures tell us? What information would you not be able to know about the person from the pictures?



Things I can work out about the person	Things I cannot work out

Do we know that these pictures are telling the truth? Why might someone not tell the truth about who they are on the internet? Think about the video you watched- what sort of things was he not being truthful about, why did he want people to think he was good at things that he wasn't? Write down your ideas and views below.

In the box below draw some pictures of things that would show your true identity.

