






Steps to Success

Lockdown work

| | | |
|---|--|---|
| Date | | Thursday 14 th January |
| Subject/s | | Science |
| Learning Objective   | | To recognise some common conductors and insulators. |

| | |
|---|---|
| SA  | TA  |
|---|---|

| | | | |
|---|---|-------------------|------------|
| Success Criteria  | I know what a conductor is. | | |
| | I know what an insulator is. | | |
| | I can identify and name some conductors and insulators. | | |
| Support | Independent | Adult Support () | Group Work |

Key vocabulary for the lesson: conductor, insulator, material, identify, sort

| | | | |
|---------------|---------------|-----------------|-----------|
| metal spoon | nail | piece of string | paperclip |
| drawing pin | ruler | pencil | toy car |
| 10p | piece of wood | aluminium foil | key |
| plastic spoon | piece of card | piece of paper | |

Look at these objects and sort them into the grid below deciding whether or not you think they are conductors or insulators.

| <u>Conductor</u> | <u>Insulator</u> |
|------------------|------------------|
| | |