





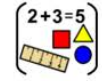


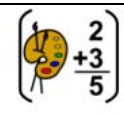

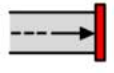

















Home learning

Monday 18th January 2021

Time table for your day

 Wake up Activity	 RWI	 SPaG	 English	 play	 break	 maths	 play	 break	 Topic	 story	 finished
-------------------------------------------------------------------------------------------------------	------------------------------------------------------------------------------------------	-------------------------------------------------------------------------------------------	----------------------------------------------------------------------------------------------	-------------------------------------------------------------------------------------------	--------------------------------------------------------------------------------------------	----------------------------------------------------------------------------------------------	---------------------------------------------------------------------------------------------	----------------------------------------------------------------------------------------------	----------------------------------------------------------------------------------------------	----------------------------------------------------------------------------------------------	-------------------------------------------------------------------------------------------------

 Wake up Activity	Pick an activity to help wake yourself up and get ready for the day PE with Joe – https://www.youtube.com/user/thebodycoach1	 The Body Coach TV 2.62M subscribers SUBSCRIBE	 Cosmic Kids Yoga 1.03M subscribers SUBSCRIBED
	Cosmic yoga – https://www.youtube.com/user/CosmicKidsYoga/videos		

RWI or SPaG  RWI   SPaG	<p>Play the video for your set and you will see, they know what to do!</p> <table border="1" style="width: 100%; text-align: center;"> <thead> <tr> <th style="width: 33%;">Set 1</th> <th style="width: 33%;">Set 2</th> <th style="width: 33%;">Set 3</th> </tr> </thead> <tbody> <tr> <td style="font-size: 2em;">g</td> <td style="font-size: 2em;">or</td> <td style="font-size: 2em;">ur</td> </tr> <tr> <td></td> <td></td> <td></td> </tr> <tr> <td>https://youtu.be/TWFWeBu18rl</td> <td>https://youtu.be/FnAQ3Mzwb4</td> <td>https://youtu.be/bXRLCs789VQ</td> </tr> <tr> <td></td> <td>Fred Fingers and Hold a sentence https://youtu.be/fEctTX_c5oE</td> <td>Fred Fingers and Hold a sentence https://youtu.be/TaL2O4OHAyc</td> </tr> </tbody> </table> <p>SPaG – See sheets below</p> <p>To use full stops and capital letter correctly.</p>	Set 1	Set 2	Set 3	g	or	ur				https://youtu.be/TWFWeBu18rl	https://youtu.be/FnAQ3Mzwb4	https://youtu.be/bXRLCs789VQ		Fred Fingers and Hold a sentence https://youtu.be/fEctTX_c5oE	Fred Fingers and Hold a sentence https://youtu.be/TaL2O4OHAyc
Set 1	Set 2	Set 3														
g	or	ur														
																
https://youtu.be/TWFWeBu18rl	https://youtu.be/FnAQ3Mzwb4	https://youtu.be/bXRLCs789VQ														
	Fred Fingers and Hold a sentence https://youtu.be/fEctTX_c5oE	Fred Fingers and Hold a sentence https://youtu.be/TaL2O4OHAyc														

English *See sheets below*

Have a break and play

Maths *See sheets below*

Have a break and play

Topic *See sheets below*

Story time

Reading – Read one of your favourite books to you parent/carer. If you have ran out of books, log on to your my.on.co.uk and find a book from there! Ask your teacher on class dojo if you aren't sure of your username or password.

Story time - Meerkat Mail <https://www.youtube.com/watch?v=szxBGytGGOA&feature=youtu.be>

Hope you had a lovely day 😊



Rag the rat - Story 1

Day 1



Practice reading these words.

rat with his big top hat it
and up bat clap cat mat flap

rap → raps tap → taps pop → pops

your	said	you	are
to	be	go	baby

Read story 1 -


<https://www.oxfordowl.co.uk/api/interactives/24760.html>

Answer these questions use the page numbers to help you.

- ★ What does Rag the rat wear? (page 6)
- ★ What does he do to make his hat magic? (page 7)
- ★ Do the other animals like the magic show? How do you know? (page 8)
- ★ What three things pop out of Rag's hat? (pages 7, 9 and 10)
- ★ What happens at the end of the story? (page 11)
- ★ Have you ever seen a magician?

Greedy Tiger

Day 1



Practice reading these words.

creeps tree sweet chimp frog
munch crunch thump trick off

Ask your child to read the word in syllables.

chim` pan` zee → chimpanzee

Ask your child to read the root word first and then the word with the ending.

see → sees banana → bananas

greed` y → greedy

all	want	some	what
they	do	was	call
be	she	we	her
so	old	like	I've

Read the story

<https://www.oxfordowl.co.uk/api/interactives/29270.html>

Answer these questions use the page numbers to help you.

Page 6 – What does the tiger creep past?


Page 12 – Which animal decided to make a plan to get free?

Page 16 – What does the tiger want the tree frog and chimpanzee to do?

Page 19 – What do they drop on the tiger?

A mouse in the house

Day 1



Practice reading these words.

hay fill nest scoop spout bowl small
cheese down arm step ground pounce
ill vet proud mouse cage* wash*

Ask children to say the syllables and then read the whole word.

dirty amount

Ask children to read the root first and then the whole word with the suffix.

feed → feeder

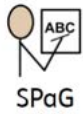
one	watch	school	small
wall	were	brother	their
there	where	I'm	tall
any	saw	fall	

Read the story

<https://www.oxfordowl.co.uk/api/interactives/30561.html>

Answer these questions use the page numbers to help you.

- p.9 (FF) Where does a mouse live?
- p.10 (FF) Where does a mouse sleep?
- p.11 (FF) How often should you clean out the mouse's house?
- p.13 (FF) Where can you buy mouse food?
- p.14 (FF) Where can you let mice run?
- p.15 (HaT) Think of three ways that a mouse might get hurt.



SPaG – To use full stops and capital letter correctly.

Monday 18th January

Spelling Pattern

Adding -ing to a word ending in -y with
a consonant before it

copying

crying

replying

trying

drying

flying

Spellings

Please encourage your child to practise their spellings.



Date given: 18.1.2021

Date tested: 22.1.2021

Adding -ing to a word ending in -
y with a consonant before it

copying

crying

replying

flying

drying

trying



LO: To use capital letters and full stops correctly.

Success Criteria:

- I can read the text.
- I can use capital letters in the correct place.
- I can use full stops in the correct place.

A sentence is a group of words which is a complete thought. It must contain a **verb**.

Which of these groups of words are really a sentence?

Sentence

Not a sentence

We caught the train.

The Tower of London.

Robyn played football with Harley.

At the bottom of the stairs.

Sentences



At the start of every sentence is a capital letter. This is easy to remember because it is **ALWAYS** true.

What are the letters that should really be at the beginning of these sentences? Write them as large as you can fit them on your whiteboard.

1. every single snowflake is different.
2. your house is bigger than mine.
3. have you seen that new film about wizards?
4. get off that table before it breaks!



Do we use capital letters for anything else?

That's right, we use capital letters for proper nouns.

Proper Nouns

- Nouns are naming words.
- Proper nouns are naming words for individual people, places, days of the week and months of the year.
- Proper nouns all need capital letters.

When do we use a full stop?

We use a full stop at the end of a sentence.

Sentences



How can you hear when a reader reaches the end of a sentence?

There should be a pause as the reader takes a breath ready to read the next sentence.



Close your eyes and use your fingers to count how many sentences you hear when the teacher reads the passage on the next slide.

Sentences



Cats sleep a lot. They can sleep anywhere. They sleep on newspapers, on windowsills and even in baskets. When they wake up they have a good stretch. Sometimes they go straight back to sleep again.

Answer = There are 5 sentences in that passage.

Practise

Where do the capital letters and full stops go?

our dog is funny he tries to sit at the table when we have tea when we talk to each other he barks to join in he is part of our family

my hobby is collecting trains I have almost 300 I have been collecting them since I was 5 it started when my dad went away on a trip and bought me a train as a present now everyone buys me trains

Monday 18th January

Today's focus: **To read a text fluently**

- Explain
- Retrieve
- Interpret
- Choice

How am I reading the story?
What is different? Which is better?
Can you use expression to read?
Don't forget to use the punctuation.

The Tale of Peter Rabbit

Once upon a time, there were four little rabbits, and their names were Flopsy, Mopsy, Cotton-tail and Peter. They lived with their Mother in a sand-bank, underneath the root of a very big fir-tree.

"Now, my dears," said old Mrs Rabbit one morning, "You may go into the fields or down the lane, but don't go into Mr McGregor's garden: your Father had an accident there; he was put in a pie by Mrs McGregor."

"Now run along, and don't get into mischief. I am going out."

Then, old Mrs Rabbit took a basket and her umbrella, and went through the wood to the baker's. She bought a loaf of brown bread and five currant buns.

Flopsy, Mopsy and Cotton-tail, who were good little bunnies, went down the lane to gather blackberries. But Peter, who was very naughty, ran straight away to Mr McGregor's garden, and squeezed under the gate!

First, he ate some lettuces and some French beans; and then he ate some radishes.

And then, feeling rather sick, he went to look for some parsley.

But round the end of a cucumber frame, whom should he meet, but Mr McGregor!



English

English – To

Monday 18th January 2021

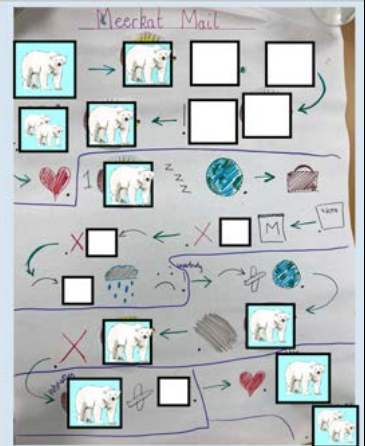
What are we learning today?

To write a journey story

- I can use the five part story structure.
- I can draw my story
- I can rehearse my story



Writing our journey story



Go through each part of your story plan and write your ideas into sentences

Beginning

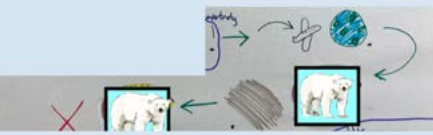
Handwriting practice lines for the beginning section.



Go through each part of your story plan and write your ideas into sentences

Build up

Handwriting practice lines for the build up section.



Go through each part of your story plan and write your ideas into sentences

Problem

Handwriting practice lines for the problem section.



Go through each part of your story plan and write your ideas into sentences

Resolution

Handwriting practice lines for the resolution section.











Go through each part of your story plan and write your ideas into sentences


Ending

Handwriting practice lines for the ending section.

Warm Write

Date	Monday 18th January 2021		
Subject/s	English		
	Innovate		
Learning Objective 	To write a Journey story.		
		SA 	TA 
Success Criteria 	I can follow my plan. 		
	I can use adjectives to describe 		
	I can spell some words correctly. 		
	I can use the correct punctuation. 		
Support	Independent	Adult Support ()	Group Work

Handwriting practice area with multiple sets of dashed lines for writing.



$$2 + 3 = 5$$

Maths- To count faces on 3D shapes



18.01.202

$$6 + 1 = \star$$

$$7 \text{ cm} + 7 \text{ cm} = \star$$

$$\square + 6 = 10$$

$$20 - 10 = \star$$

$$18 - \square - 4 = 12$$

$$\square + 6 = 11$$

$$\square + 7 = 14$$

$$\square + 5 = 9$$

$$\square + 9 = 16$$

$$\square + 10 = 15$$

$$16 + \square = 20$$

$$11 + \square = 20$$



18.01.20

Today we are learning to:

Count faces on 3D shapes

Success Criteria:

- I can name 3D shapes
- I can identify the faces on a 3D shape
- I can count the faces



What are 3D shapes?



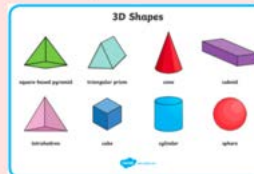
2D shapes

2D shapes are flat

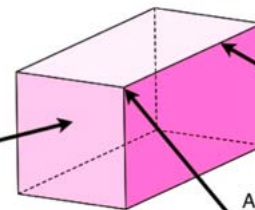


3D shapes

3D shapes are solid



Faces are the flat surfaces.



Edges are where the two faces meet.

A **vertex** is another word for corner. The plural is **vertices**.

Look at these 3D shapes:



Which 2D shapes can you see on each one?
How many 2D shapes can you see on each one?

Find some **3D** shapes at home.

Which **2D** shapes can you see on them?

Complete the table:

Shape	Name	Flat Faces	Curved Surfaces



3D Shapes



square-based pyramid



triangular prism



cone



cuboid



tetrahedron



cube







cylinder



sphere



How many faces are there?


Shape	Name of shape	Number of flat faces	Draw the faces
			
			
			
			










I am thinking of a 3D shape with 4 rectangular faces and 2 square faces.

What shape am I thinking of?



Date	18.1.2021
Subject/s	Maths
L.O 	To count faces on 3D shapes

Success criteria 	I can name the 3D shape		
	I can identify the faces		
	I can count the faces		
Support	Independent	Adult Support	Group

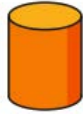
Fluency		
<u>Shape</u>	<u>Name</u>	<u>Faces</u>
		
		
		
		
		

Reasoning and Problem solving

Match the description to the shape.



1 circular face and
1 curved surface



2 circular faces and
1 curved surface



4 triangular faces



A cube is the
only 3D shape with
6 faces.



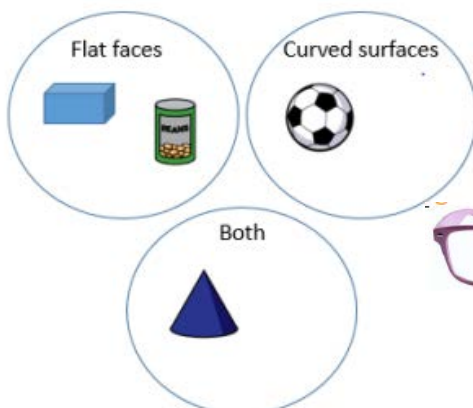
Alex has made a mistake.

Name another 3D shape that has 6 faces.

Annie has sorted these 3-D shapes.

Can you spot her mistake?

Can you add another shape to each set?



Further Challenge

<p>I have two flat circular faces and 1 curved face. I look like a tin of beans.</p> <p>What am I?</p> <hr/>	<p>I have one curved face I have one flat face My flat face is a circle</p> <p>What am I?</p> <hr/>	<p>I have six flat faces. My faces are all quadrilaterals. My faces are rectangle and square shaped.</p> <p>What am I?</p> <hr/>
<p>I have six flat square faces. I can be the shape of a present or a box.</p> <p>What am I?</p> <hr/>	<p>I have no flat faces and I can roll across the floor.</p> <p>What am I?</p> <hr/>	<p>I have 5 flat faces. They are triangle and square shaped.</p> <p>What am I?</p> <hr/>



Topic

Topic – To observational skills to study the geography of the school and create a map key

Key Words



compass



map



directions



map symbols

Up and About Warm-Up



Can you remember compass directions?

Can you make a rhyme to remember the 4 points?



Listen to the instruction such as move north, step backwards, turn right, side step left, turn to face west.....

Marvellous Map Symbols



What are map symbols?

Where do we see map symbols?

Can you describe any you have seen?

Challenge: Why do you think we use map symbols?



Map Symbols



Map symbols are a quick and easy way to show us what different things or places can be found in an area such as:



A Telephone Point



Parking



Nature reserve



Railway Station

Photographs or writing would take up too much space and be too confusing on a map.

Different Symbols



Show Me



Parking



Nature Reserve



Railway Station



Telephone



Church/Place of Worship



Golf Course



Camp Site



Cycle Route

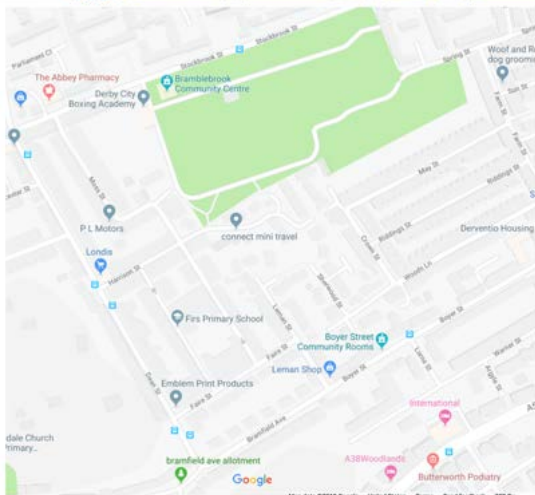
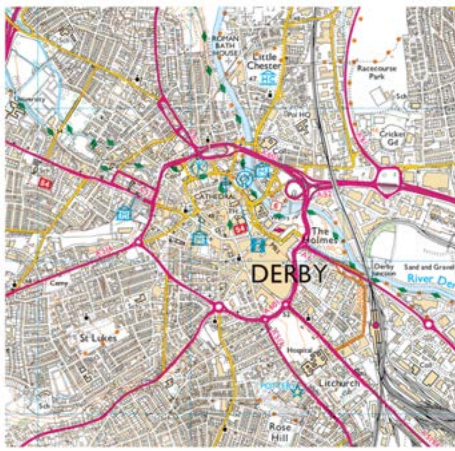
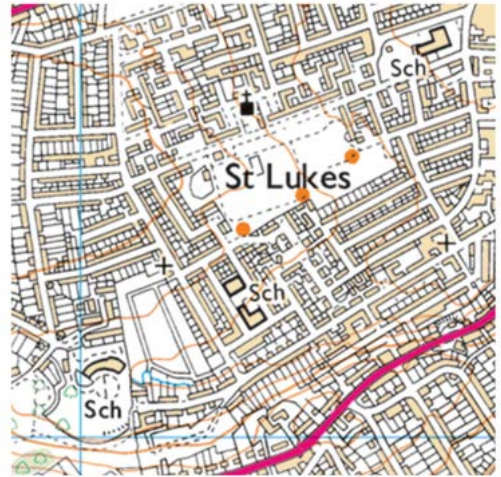
Spot the Map Symbol



Use the map of our local area. In pairs you will have one minute to find as many map symbols as you can!

Which symbols did you find?

Were there any you didn't recognise?



We are going to design a map of The school.



- If a visitor came into school, which places would be important for them to find?
- You are going to add different places to your school map and draw a symbol to show clearly what it is.
- You will need to make a key so the visitor knows what the symbol means.

