





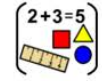


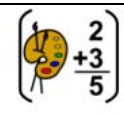

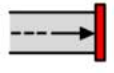

















Home learning

Tuesday 19th January 2021

Time table for your day

 Wake up Activity	 RWI	 SPaG	 English	 play	 break	 maths	 play	 break	 Topic	 story	 finished
---	--	---	--	---	--	--	---	--	--	--	---

 Wake up Activity	Pick an activity to help wake yourself up and get ready for the day PE with Joe – https://www.youtube.com/user/thebodycoach1	 The Body Coach TV 2.62M subscribers SUBSCRIBE	 Cosmic Kids Yoga 1.03M subscribers SUBSCRIBED
	Cosmic yoga - https://www.youtube.com/user/CosmicKidsYoga/videos		

 RWI   SPaG	<p>Play the video for your set and you will see, they know what to do!</p> <table border="1" style="width: 100%; text-align: center;"> <thead> <tr> <th style="width: 33%;">Set 1</th> <th style="width: 33%;">Set2</th> <th style="width: 33%;">Set3</th> </tr> </thead> <tbody> <tr> <td style="font-size: 48px;">o</td> <td style="font-size: 48px;">air</td> <td style="font-size: 48px;">er</td> </tr> <tr> <td></td> <td></td> <td></td> </tr> <tr> <td>https://youtu.be/Ez9rOTssf1g</td> <td>https://youtu.be/QqqniQEpodM</td> <td>https://youtu.be/h3SuIV4BJpc</td> </tr> <tr> <td></td> <td>Fred Fingers and Hold a sentence https://youtu.be/EE635epshs</td> <td>Fred Fingers and Hold a sentence https://youtu.be/h3SuIV4BJpc</td> </tr> </tbody> </table> <p>SPaG – See sheets below</p> <p>Reading: To discuss and understand the meaning of words. SPaG: To use exclamation marks.</p>	Set 1	Set2	Set3	o	air	er				https://youtu.be/Ez9rOTssf1g	https://youtu.be/QqqniQEpodM	https://youtu.be/h3SuIV4BJpc		Fred Fingers and Hold a sentence https://youtu.be/EE635epshs	Fred Fingers and Hold a sentence https://youtu.be/h3SuIV4BJpc
Set 1	Set2	Set3														
o	air	er														
																
https://youtu.be/Ez9rOTssf1g	https://youtu.be/QqqniQEpodM	https://youtu.be/h3SuIV4BJpc														
	Fred Fingers and Hold a sentence https://youtu.be/EE635epshs	Fred Fingers and Hold a sentence https://youtu.be/h3SuIV4BJpc														

English *See sheets below*

Have a break and play

Maths *See sheets below*

Have a break and play

Topic *See sheets below*

Story time

Reading – Read one of your favourite books to you parent/carer. If you have ran out of books, log on to your my.on.co.uk and find a book from there! Ask your teacher on class dojo if you aren't sure of your username or password.

Story time - Traction man <https://www.youtube.com/watch?v=WEtJThoG3NU&feature=youtu.be>

Hope you had a lovely day 😊



Rag the rat - Story 1

Day 2



Practice reading these words.

rat with his big top hat it
and up bat clap cat mat flap

rap → raps tap → taps pop → pops

your	said	you	are
to	be	go	baby

Read story 1 -


<https://www.oxfordowl.co.uk/api/interactives/24760.html>

Hold a sentence.

Rag the rat in a top hat

Greedy Tiger

Day 2



Practice reading these words.

creeps tree sweet chimp frog
munch crunch thump trick off

Ask your child to read the word in syllables.

chim` pan` zee → chimpanzee

Ask your child to read the root word first and then the word with the ending.

see → sees banana → bananas

greed` y → greedy

all	want	some	what
they	do	was	call
be	she	we	her
so	old	like	I've

Read the story


<https://www.oxfordowl.co.uk/api/interactives/29270.html>

Hold a sentence.

I will let you free if you pick them for me

A mouse in the house

Day 2



Practice words.

hay fill nest scoop spout bowl small
cheese down arm step ground pounce
ill vet proud mouse cage* wash*

Ask children to say the syllables and then read the whole word.

dirty amount

Ask children to read the root first and then the whole word with the suffix.

feed → feeder

one	watch	school	small
wall	were	brother	their
there	where	I'm	tall
any	saw	fall	

Read the story

<https://www.oxfordowl.co.uk/api/interactives/30561.html>

Hold a sentence 1.

Feed it a small amount of food. You can get this from the pet shop.



SPaG – To use exclamation marks

Tuesday 19th January

LO: To use exclamation marks.

Success Criteria:

- I can read the text.
- I can use an exclamation mark in the correct place.
- I know whether to use a full stop or an exclamation mark.

Sentences: Punctuation



Every sentence also ends with one of three punctuation marks: an exclamation mark, a full stop or a question mark.



If it doesn't have one we have an emergency.

When do we use an exclamation mark?

Exclamation Marks

Used for exclamations, possibly sudden, or strong emotions such as shock, disgust, anger or happiness.

e.g. What a mess!







These start with what or how.

Practise

Full stop or exclamation mark?

Jack and Boo at the Zoo

- Jack Finn was six years old and he lived with his mum and dad and baby sister Emma Jack had a teddy called Boo that he took everywhere
- One day, Jack's mum said they were going on a trip to the zoo. "Cool
- Dad made a packed lunch and they got in the car They were just about to set off when Jack remembered he had left Boo behind
- "Oh no
- At the zoo Jack and Boo looked at all the animals all day long The monkeys were Jack's favourite because they were so funny
- It was soon time to go Jack was so tired he fell asleep in the car on the way home

Date	Tuesday 19 th January		
Subject/s	SPaG		
Learning Objective 	To use exclamation marks.		
			
Success Criteria 	I can read the text.		
	I can use an exclamation mark in the correct place.		
	I can say if the sentence should end in a full stop or exclamation mark.		
Support	Independent	Adult Support	Groups

Put the exclamation mark into these sentences in the correct place.

The concert was amazing






Wow That star is really bright.


What a lovely smile you have

"Sit down and be quiet " the man shouted.

Full stop or exclamation mark?

1. I saw Daniel Radcliffe in a film last night What a brilliant actor he is
2. "Help " shouted the boy
3. The wolf looked at Little Red Riding Hood "What big ears you have " she said nervously
4. Bang The fireworks exploded in the air
5. The woman gave some money to charity How generous she is

Tuesday 19th January	 <ol style="list-style-type: none"> 1. Look at the words from the text. 2. Look at the first letter of the word. 3. Find the word in the dictionary and read the definition. 4. Write a definition in your own words.
<p>Today's focus:</p>  Explain  Retrieve  Interpret  Choice	



EXPLAIN

To explain the meaning of words

Date	Tuesday 19 th January
Subject/s	SPaG – Reading comprehension
Learning Objective	To discuss and understand the meaning of words



Success Criteria ✓! 📋	I can read the word.		
	I can find the definition using a dictionary.		
	I can use the word in the sentence.		
Support	Independent Adult Support Groups		

Find the word in the dictionary and write down it's definition.

lane	
mischief	
accident	
whom	
rather	

Challenge – Write a sentence using the word.



English

English – To plan a journey story

Tuesday 19th January 2021

What are we learning today?

To plan my independent journey story



- I can use the five part story structure.
- I can draw my story
- I can rehearse my story



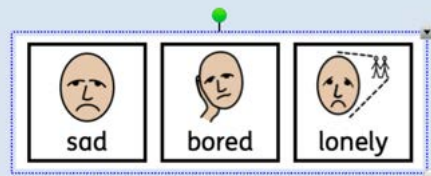
Today you are going to be planning your own journey stories

Beginning	
Build up	
Problem	
Resolution	
Ending	


You need to think about who is going to be going on a journey and where they live?



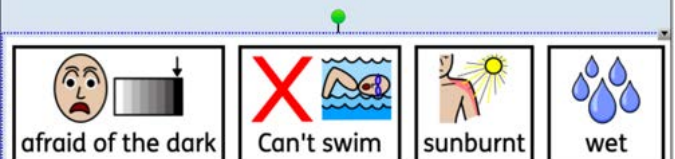
Why they want to leave their home?



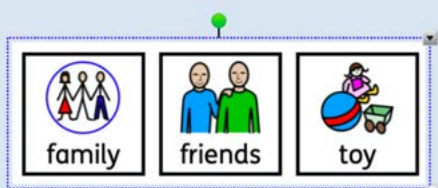
Where they are going to be going?






What problems they face along the way?








Do they come home? and why do they decide to come home?



Beginning	
Build up	
Problem	
Resolution	
Ending	

Date	Tuesday 19 th January		
Subject/s	English		
L.O 	To plan a journey story.		
			
Success Criteria	I can use the five part story structure.		
	I can draw the text map.		
	I can orally rehearse my story.		
Support	Independent	Adult Support	Group

Beginning 	
Build up 	
Problem 	
Resolution 	
Ending 	

$2+3=5$

Maths- To count edges on 3D shapes



19.01.202

19.01.2

$3 + 2 + 7 =$ ★

$14 = 6 +$

$\frac{1}{2}$ of 10 = ★

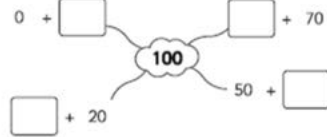
$9 + 6 =$ ★

9 seconds + 10 seconds =

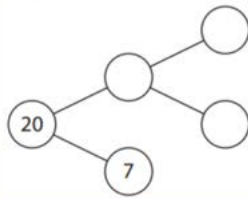
Count back.

26, 24, 22, , ,

Write 4 pairs of numbers that make 100.



Complete:



Today we are learning to:
Count edges on 3D shapes

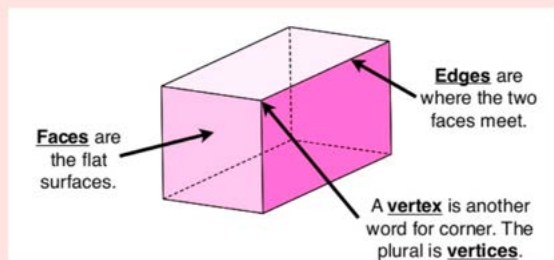


Success Criteria:

- I can name 3D shapes
- I can identify the edges on a 3D shape
- I can count the edges



Today we are counting the **edges**



Look at these 3D shapes:



How many edges can you see on each one?

Find some 3D shapes around the house.

Can you find the edges?

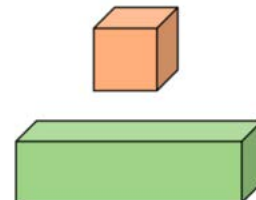
Can you count them?




Shape	Name	Flat Faces	Edges






Compare these 3-D shapes.








What is the same and what is different?

Date	19.1.2021
Subject/s	Maths
L.O 	To count edges on 3D shapes

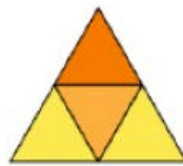
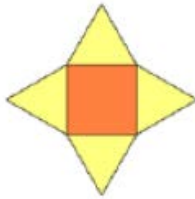

	

Success criteria 	I can name the 3D shape		
	I can identify the edges		
	I can count the edges		
Support	Independent	Adult Support	Group

Fluency			
<u>Shape</u>	<u>Name</u>	<u>Faces</u>	<u>Edges</u>
			
			
			
			
			

Reasoning and Problem solving

Abigail is folding paper to make a 3D shape.

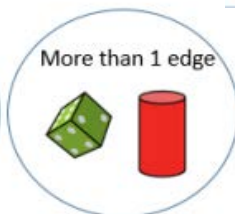


Work out the shapes she has made by looking at her folded papers.
How many faces and edges has each one got?

Ron has sorted these shapes according to the number of edges.

Which shape is in the wrong place?

Explain why.



3D shapes always have more edges than faces.

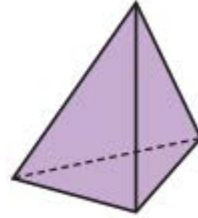
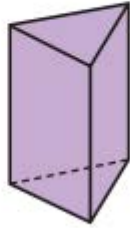
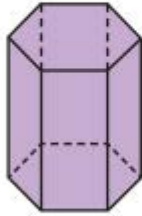
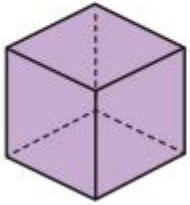
Do you agree? _____



Why?

Further Challenge

Use the clues to label the shape with the correct letter.



- Shape A has an odd number of edges.
- Shape B has the most edges.
- Shape C has the same number of edges as a cube has faces.
- The edges of shape D are all the same length.



Topic

Topic – To make groups

Save a copy

Introduction

Making groups

- Data and information - Branching database



What question could you use to separate the objects into groups?



Remember: It needs to have a yes or no answer!

3

Introduction

Activity 1

What attributes could you have used?

- Has legs
- Habitat
- Has scales



Think, pair, share: What question could separate these objects into two equal groups?

5

Activity 1

Activity 1

Does it fly?

Yes



No



What question can you ask to separate the group again?

Does it fly?

Remember: You can only ask questions with a **yes** or **no** answer

Yes



7

Activity 1

Activity 1

Does it fly? **Yes**
Does it have wings?

Yes



No



What question can you ask to separate the group again?

Does it fly?

Remember: You can only ask questions with a **yes** or **no** answer

No



8

Does it fly? **No**
Does it have an engine?

Yes



No



Organising objects

Does it have petals?

Is it green?

Is it red?

Think about the attributes you are using for each question.

Does it fly?

Yes

No

Does it have wings?

Yes

No



Does it have an engine?

Yes

No



Think, pair, share: Why do you think it is called a branching database?

Does it fly?

Yes

No

Does it have wings?

Yes

No



Does it have an engine?

Yes

No



This branching database shows the transport images organised by questions with a yes or no answer.

Is it an animal toy?

Yes

No

Is it made of wood?

Yes

No



Does it have wheels?

Yes


No



Can you create a branching database?

1. Arrange your images
1. Stick them down
1. Draw arrows and label with **yes** and **no**





Does it have a tail?
Does it have a fin on its back?
Does it walk on two legs?
Does it fly?
Does it have legs?
Does it have a horn?
Does it have stripes?

1. Can you think of a question that splits the group up into two smaller, equal groups?
2. Use the 4 remaining questions to break down the groups even further until each dinosaur has its own group.

Do the same with the flowers



Does it have petals?
Does it have fruit?
Does it have pointy leaves?