





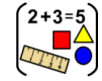


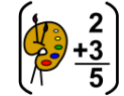



















# Home learning

## Monday 1<sup>st</sup> February 2021

### Timetable for your day

 Wake up Activity	 RWI	 SPaG	 English	 play	 break	 maths	 play	 break	 Topic	 story	 finished
---	--	---	--	---	--	--	---	--	--	--	---

 Wake up Activity	<p>Pick an activity to help wake yourself up and get ready for the day PE with Joe – <a href="https://www.youtube.com/user/thebodycoach1">https://www.youtube.com/user/thebodycoach1</a></p> <p>Cosmic yoga – <a href="https://www.youtube.com/user/CosmicKidsYoga/videos">https://www.youtube.com/user/CosmicKidsYoga/videos</a></p>	 The Body Coach TV 2.62M subscribers SUBSCRIBE	 Cosmic Kids Yoga 1.03M subscribers SUBSCRIBED															
 RWI     SPaG	<p><b>Play the video for your set and you will see, they know what to do!</b></p> <table border="1" style="width: 100%; text-align: center;"> <thead> <tr> <th style="width: 33%;">Set 1</th> <th style="width: 33%;">Set 2</th> <th style="width: 33%;">Set 3</th> </tr> </thead> <tbody> <tr> <td style="font-size: 2em;">r</td> <td style="font-size: 2em;">oo</td> <td style="font-size: 2em;">u_e</td> </tr> <tr> <td></td> <td></td> <td></td> </tr> <tr> <td><a href="https://youtu.be/iWdcKETv1E8">https://youtu.be/iWdcKETv1E8</a></td> <td><a href="https://youtu.be/aqPEeWFjk10">https://youtu.be/aqPEeWFjk10</a></td> <td><a href="https://youtu.be/ynK65vpKDkw">https://youtu.be/ynK65vpKDkw</a></td> </tr> <tr> <td>Fred Fingers <a href="https://youtu.be/rjy7NAdwww0">https://youtu.be/rjy7NAdwww0</a></td> <td>Fred Fingers and Hold a sentence <a href="https://youtu.be/OSXlmaLM4Y">https://youtu.be/OSXlmaLM4Y</a></td> <td>Fred Fingers and Hold a sentence <a href="https://youtu.be/IHqu4iCANik">https://youtu.be/IHqu4iCANik</a></td> </tr> </tbody> </table> <p><b>SPaG – See sheets below</b></p>			Set 1	Set 2	Set 3	r	oo	u_e				<a href="https://youtu.be/iWdcKETv1E8">https://youtu.be/iWdcKETv1E8</a>	<a href="https://youtu.be/aqPEeWFjk10">https://youtu.be/aqPEeWFjk10</a>	<a href="https://youtu.be/ynK65vpKDkw">https://youtu.be/ynK65vpKDkw</a>	Fred Fingers <a href="https://youtu.be/rjy7NAdwww0">https://youtu.be/rjy7NAdwww0</a>	Fred Fingers and Hold a sentence <a href="https://youtu.be/OSXlmaLM4Y">https://youtu.be/OSXlmaLM4Y</a>	Fred Fingers and Hold a sentence <a href="https://youtu.be/IHqu4iCANik">https://youtu.be/IHqu4iCANik</a>
Set 1	Set 2	Set 3																
r	oo	u_e																
																		
<a href="https://youtu.be/iWdcKETv1E8">https://youtu.be/iWdcKETv1E8</a>	<a href="https://youtu.be/aqPEeWFjk10">https://youtu.be/aqPEeWFjk10</a>	<a href="https://youtu.be/ynK65vpKDkw">https://youtu.be/ynK65vpKDkw</a>																
Fred Fingers <a href="https://youtu.be/rjy7NAdwww0">https://youtu.be/rjy7NAdwww0</a>	Fred Fingers and Hold a sentence <a href="https://youtu.be/OSXlmaLM4Y">https://youtu.be/OSXlmaLM4Y</a>	Fred Fingers and Hold a sentence <a href="https://youtu.be/IHqu4iCANik">https://youtu.be/IHqu4iCANik</a>																
English	See sheets below																	
<b>Have a break and play</b>																		
Maths	See sheets below																	
<b>Have a break and play</b>																		
Topic	See sheets below																	
Story time	<p><b>Reading</b> – Read one of your favourite books to you parent/carer. If you have ran out of books, log on to your my.on.co.uk and find a book from there! Ask your teacher on class dojo if you aren't sure of your username or password.</p> <p><b>Story time</b> – Zog and the Flying doctors <a href="https://www.youtube.com/watch?v=qwzQh1iTEGQ&amp;feature=youtu.be">https://www.youtube.com/watch?v=qwzQh1iTEGQ&amp;feature=youtu.be</a></p>																	

Hope you had a lovely day 😊



## Set 1 sounds

### Day 1



r r



#### Practise handwriting

Down his back, then curl over his arm

r r r r r

#### Practise sound-writing


r

Have a read of the words in this book.

<https://www.oxfordowl.co.uk/api/interactives/29274.html>

# Will's Net

Day 2



Practice reading these words.

Will cub from pond back ran  
trap net crept rip help whizz

your	said	you	are
to	be	go	baby

Read story 1 -

<https://www.oxfordowl.co.uk/api/interactives/29304.html>

Hold a sentence.

*A bear got a fish from the pond.*

-----

\_\_\_\_\_

-----

\_\_\_\_\_

-----

\_\_\_\_\_

-----

# Baboons

## Day 2



Practice reading these words.

Read in Fred Talk (pure sounds).

soon      zoo      too      room      baboon      roots  
shoots      sleep      high      daylight      live

Read in syllables.

in`fant → infant    Af`ri`ca → Africa    hun`dred → hundred  
a`dult → adult    an`i`mal → animal

Read the root word first and then with the ending.

troop → troops      groom → grooming      stress → stressed

all	want	some	what
they	do	was	call
be	she	we	her
so	old	like	I've

Read the story

[https://www.oxfordowl.co.uk/api/digital\\_books/1211.html](https://www.oxfordowl.co.uk/api/digital_books/1211.html)

Hold a sentence.

An infant baboon sits on it's mums back..

-----

\_\_\_\_\_

\_\_\_\_\_

-----


\_\_\_\_\_

\_\_\_\_\_

-----

# What is the Wood?

Day 1



Practice reading these words.

## Story Green Words

Story Green Words are made up of sounds your child has already learnt.  
This book contains the following Green Words:

habitat      mushrooms      sunlight      dead      brook  
blossom      blooms      construct      treetops

one	watch	school	small
wall	were	brother	their
there	where	I'm	tall
any	saw	fall	

Read the story

<https://www.oxfordowl.co.uk/api/interactives/29303.html>

Answer these questions use the page numbers to help you.

**p.7**      What do you find at the bottom of a brook?

**p.8**      When does blossom appear on a cherry tree?

**p.9**      What can you use to make a den?

**p.10**      What do robins eat?


What other things might you find in a wood?

## All About Beatrix Potter

### Part A

Beatrix Potter was a famous author and illustrator.

She was born in London in 1866.  
She liked nature and drawing.  
She died in 1943.



Beatrix's family had lots of pets, including two rabbits called Benjamin Bouncer and Peter Piper. Beatrix enjoyed drawing and painting her pets.

'The Tale of Peter Rabbit' was published in 1902.

Beatrix wrote the story and drew the pictures. Lots of people bought the book and liked it. She then went on to write other stories about animals.



Beatrix loved the Lake District and spent most of her life there. She kept much-loved sheep on her farms and her sheep won prizes in farm shows.

Her books are still very popular today. Her stories have been made into television shows and films. Her characters have been put onto stamps and coins.

Beatrix was always involved in any decisions to do with her stories because she wanted to make sure that any products sold would have good pictures on them and would be true to her original books. She arranged for a soft toy of Peter Rabbit to be made to sell to fans and she designed a Peter Rabbit board game.



Monday 1st February

Spelling Pattern

The sound /ɔr/ spelt 'a' before l or ll.

all                      talk                      ball  
call                      walk                      always

Date given: 1.2.2021

Date tested: 5.2.2021

The sound /ɔr/ spelt 'a' before l or ll.

all

ball

call

walk

talk

always

Monday 1st February

LO: To identify adjectives.

Success Criteria:

- I can say what an adjective is.
- I can identify an adjective within a sentence.
- I can think of interesting adjectives.

What is an adjective?

An adjective is a word which describes somebody or something. Adjectives can be placed before the noun or they can complete a verb.



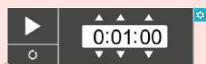
The red flower.

The flower is red.

★ 1 minute challenge!



Write down all the adjectives you can think of to describe this lion.



Can you spot the adjective?

See the enchanting willow trees. Marvel at the unique footpaths. Don't miss the thrilling hidden cottages.




★ Challenge: Can you think of alternative adjectives which could be used?









$2+3=5$

# Maths- End of block assessment


Year 2

## Position and Direction

Name \_\_\_\_\_



1



Use the words to complete the sentences.

above      below      right      left

The sheep is \_\_\_\_\_ the bird.

The bee is to the \_\_\_\_\_ of the bird.

The spider is \_\_\_\_\_ the bee.

Draw an egg to the left of the sheep.


3 marks

1 mark

3 Here is an octopus.



Tick the image of the octopus after a quarter turn clockwise.



1 mark

What could the octopus do to get back to the start?

Half turn

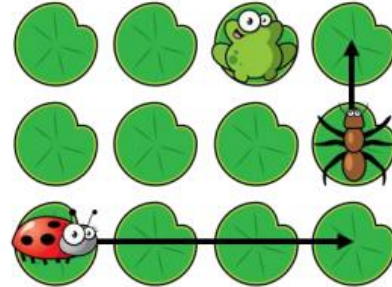
Quarter turn clockwise

Quarter turn anti-clockwise

Three-quarter turn anti-clockwise

1 mark

2



Complete the sentences.

The ladybird moves \_\_\_\_\_ lily pads to the right.

The ant moves 1 lily pad \_\_\_\_\_.

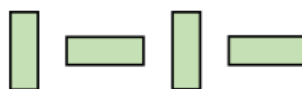
The frog moves 2 lily pads to the left.

Draw an X to show where the frog is now.

2 marks

1 mark

4 Draw the next two shapes in each pattern.



1 mark

3 marks

Circle how confident you feel with position & direction.

1      2      3      4      5

1 mark



# Topic- to describe what a plant needs

## What Do Plants Need?

Do you remember we planted some cress?  
Which material worked best?



## What Do Plants Need?

Cress grows best when it is warm.  
All plants need the right temperature to grow well.  
Here are some plants that like to grow where it is very hot.  
These plants do not like to get too cold.



Palm Trees

Bird-of-Paradise

Bananas

Orchid

## What Do Plants Need?

Here are some plants that like to grow where it is cold.  
These plants do not grow well where it is warm.



Saxifrage

Arctic Willow

Fir Trees

Snow Buttercup

## What Do Plants Need?

Just as some plants prefer the warm and some like to grow where it is cold, plants like different amounts of sunlight and water.



These plants grow where it is very sunny and dry.

These plants grow in the water.

## Plants We Eat

Cress is a plant that we eat.  
Lots of the food that we eat is a part of a plant.  
Can you think of any?



## Plants We Eat: Fruit

Many plants have fruit to carry and spread their seeds.  
Some of the food we think of as vegetables are actually fruits.



## Plants We Eat: Vegetables

Vegetables come from all different parts of plants.




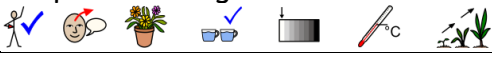


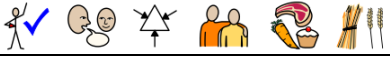


## Plants We Eat: Grains and Cereals



--	--

Date	Monday 1 <sup>st</sup> February
Subject/s	Topic - Science
L.σ	To describe what a plant needs to grow and stay healthy.

			
Success Criteria  	I can explain that plants need water, light and a suitable temperature to grow. 		
	I can explain that different plants have different needs. 		
	I can draw what food crops I would like to grow. 		
	I can label the food crops and say how to care for it. 		
Support	Independent	Adult Support	Group

What do plants need to grow well?

-----

-----

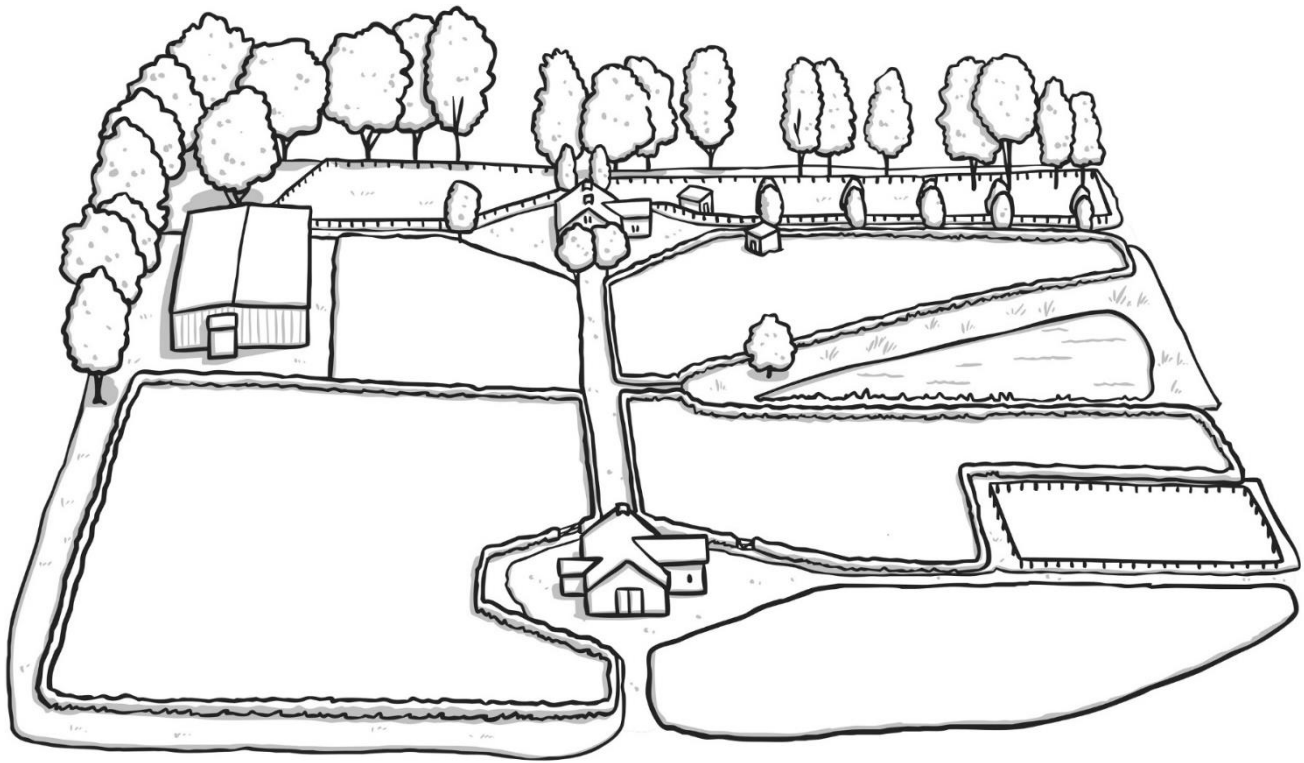
-----

-----

-----

-----

Draw and label your food crop:

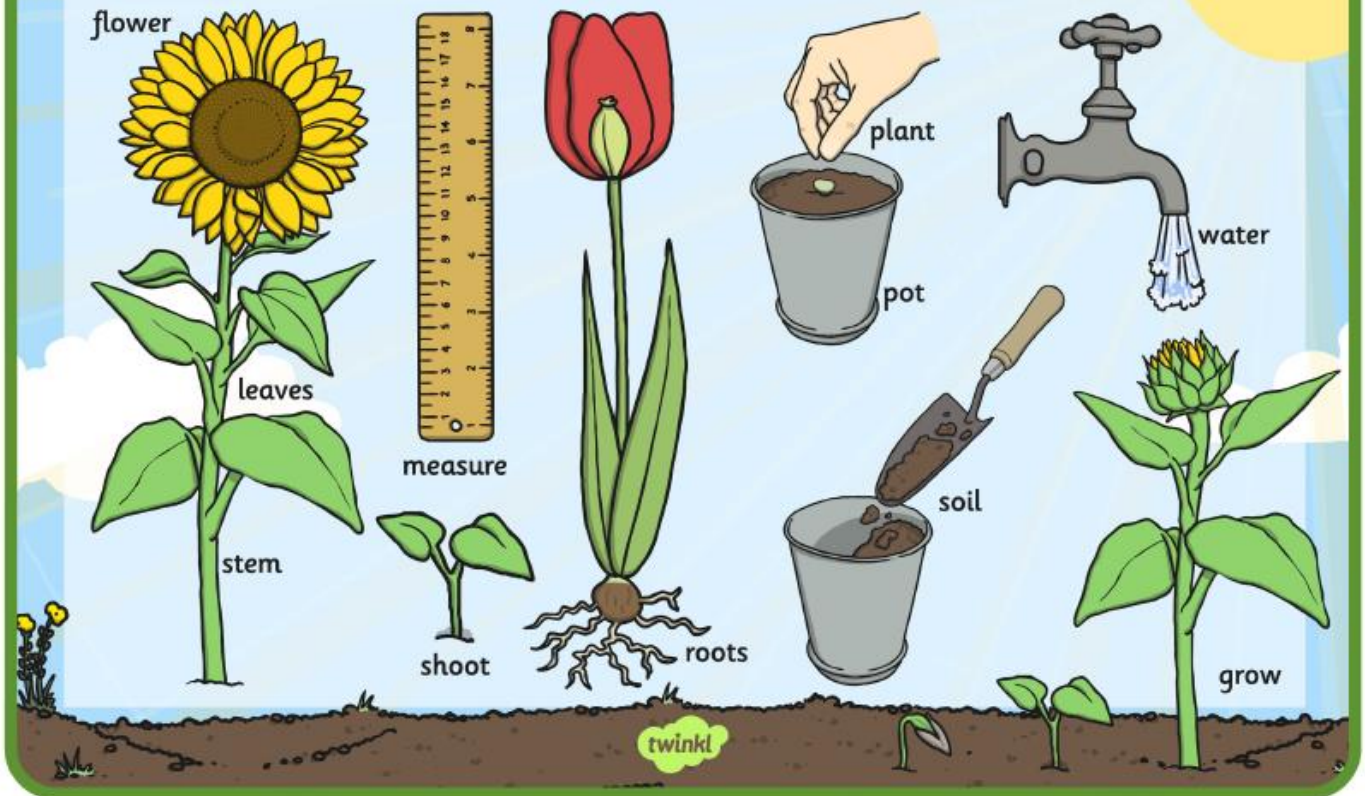




# Seeds and Bulbs

warmth

sunlight



Challenge



What



does



your



different



food



crops



need



in order



to



grow



well?



Does



it



like



warm



or



cold



temperatures?



Can



you



use



a



laptop



to



research



it?

Handwriting practice lines consisting of multiple sets of solid top and bottom lines with a dashed middle line.