





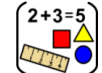


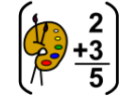







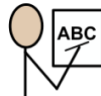











Home learning

Thursday 7th January 2021

Time table for your day

 Wake up Activity	 RWI	 SPaG	 English	 play	 break	 maths	 play	 break	 Topic	 story	 finished
---	--	---	--	---	--	--	---	--	--	--	---

 Wake up Activity	<p>Pick an activity to help wake yourself up and get ready for the day PE with Joe - https://www.youtube.com/user/thebodycoach1</p> <p>Cosmic yoga - https://www.youtube.com/user/CosmicKidsYoga/videos</p> <div style="display: flex; justify-content: space-around; align-items: center;"> <div style="text-align: center;">  The Body Coach TV 2.62M subscribers SUBSCRIBE </div> <div style="text-align: center;">  Cosmic Kids Yoga 1.03M subscribers SUBSCRIBED </div> </div>															
 RWI   SPaG	<p>Play the video for your set and you will see, they know what to do!</p> <table border="1" style="width: 100%; text-align: center;"> <thead> <tr> <th style="width: 33%;">Set 1</th> <th style="width: 33%;">Set 2</th> <th style="width: 33%;">Set 3</th> </tr> </thead> <tbody> <tr> <td style="font-size: 2em;">a</td> <td style="font-size: 2em;">ee</td> <td style="font-size: 2em;">oi</td> </tr> <tr> <td></td> <td></td> <td></td> </tr> <tr> <td>https://youtu.be/NgAJPns15lg</td> <td>https://youtu.be/-anCt1oZ_KO</td> <td>https://youtu.be/6aR4Cqg2xkA</td> </tr> <tr> <td></td> <td>Fred Fingers and Hold a sentence https://youtu.be/QfeX0ivGrXc</td> <td>Fred Fingers and Hold a sentence https://youtu.be/aBkyOoMMs1w</td> </tr> </tbody> </table> <p>SPaG – See sheets below</p> <p>To discuss and understand meaning of words</p>	Set 1	Set 2	Set 3	a	ee	oi				https://youtu.be/NgAJPns15lg	https://youtu.be/-anCt1oZ_KO	https://youtu.be/6aR4Cqg2xkA		Fred Fingers and Hold a sentence https://youtu.be/QfeX0ivGrXc	Fred Fingers and Hold a sentence https://youtu.be/aBkyOoMMs1w
Set 1	Set 2	Set 3														
a	ee	oi														
																
https://youtu.be/NgAJPns15lg	https://youtu.be/-anCt1oZ_KO	https://youtu.be/6aR4Cqg2xkA														
	Fred Fingers and Hold a sentence https://youtu.be/QfeX0ivGrXc	Fred Fingers and Hold a sentence https://youtu.be/aBkyOoMMs1w														

English	Practise and learn the new test map.
---------	--------------------------------------

Have a break and play

Maths	To count the sides on a 2D shapes – See sheets below
-------	--

Have a break and play

Topic/ PSHE	To think about how you feel about the new lockdown. See sheets below
-------------	--

Story time	<p>Reading - Read one of your favourite books to you parent/carer. If you have ran out of books, log on to your myon.co.uk and find a book from there! Ask your teacher on class dojo if you aren't sure of your username or password.</p> <p>Story time - https://www.youtube.com/watch?v=ywOeVAORvtk&feature=youtu.be</p>
------------	--

Hope you had a lovely day 😊



Improving Your Reading with Inference Iggy: Lily and the Tooth Fairy



Tomorrow was the school trip to the chocolate factory and Lily was trying to get to sleep. Her tooth was wobbly and she really wanted it to fall out. If it did, the tooth fairy could leave her some money to buy a scrumptious Choccy-Choc-Choc bar!



But the tooth would not come out! Lily tried to put it out of her mind and fall asleep.

"Lily..."

Lily thought she heard someone, so she opened her eyes.

"Hello, Lily," said a glowing little creature.

"Oh-my-goodness!" Lily shrieked.

"I didn't mean to scare you," the little creature said. "My name is Pixie-Dust and I am here for your tooth."

The little creature looked like a tiny princess. She had small wings, a wand and she was wearing a twinkly green dress.

"I am sorry," Lily said, "but my tooth hasn't come out!" As she was talking, her tongue rolled across her wobbly tooth... but it wasn't there! Lily felt her pillow. There was something small and hard! "My tooth!" she squealed. "It did come out!"

Pixie-Dust flew over and took the tooth. "Thank you," she said. Then she waved her glittering wand.


When Lily woke up, she felt her wobbly tooth. It was missing! She remembered an unusual dream about a little tooth fairy. "How strange," she said with a yawn. Then she felt something hard under her pillow.

It was a coin!

Lily quickly got dressed. She couldn't wait for the school trip to the chocolate factory. Now she could buy a delicious Choccy-Choc-Choc bar!


"Thank you," Lily whispered, and somewhere in a far-off land, a little fairy smiled.

Date	Thursday 7 th January
Subject/s	SPaG – Reading comprehension
Learning Objective	To discuss and understand the meaning of words

		Self-Assessment	Teacher Assessment
 Success Criteria	I can find the word in the text		
	I can find the word in the dictionary		
	I can write a definition		
Support	Independent	Adult Support ()	

<u>Word</u>	<u>Definition</u>
scrumptious	
glow	
creature	
wand	
unusual	
strange	

Date	Thursday 7 th January
Subject/s	SPaG
Learning Objective	To use coordinating conjunctions

		Self-Assessment	Teacher Assessment
 Success Criteria	I can look at the conjunction and complete the sentence		
	I can choose a conjunction to complete a sentence		
	I can read my sentence to check it makes sense		
Support	Independent	Adult Support ()	

Look at the conjunction and complete the sentence

1. I took my dog for a walk and...
2. The sun was shining so...
3. Do you want to play a game or...

Choose a conjunction to complete the sentence

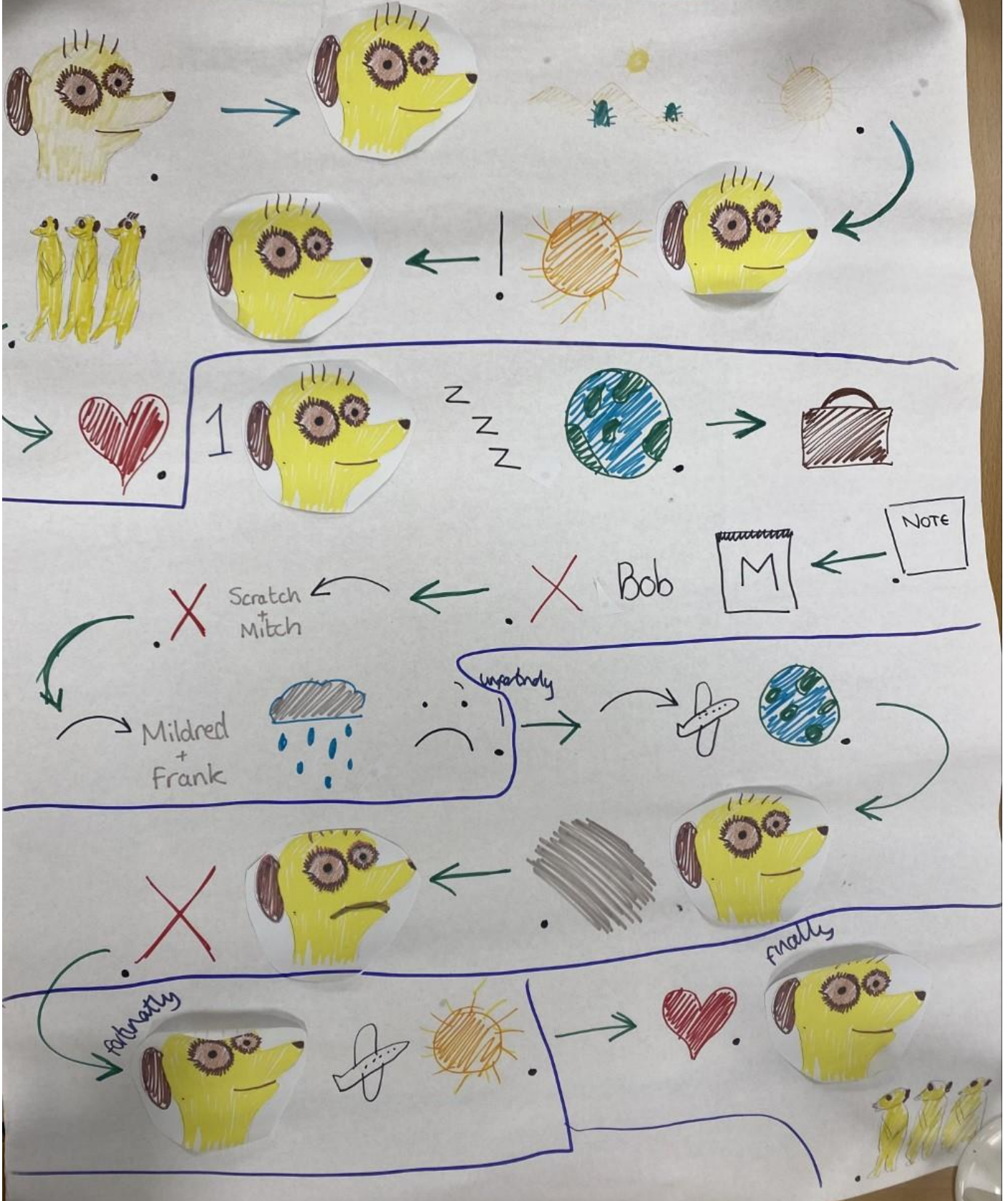
4. I wanted to go to the beach...
5. I fell over...
6. Mrs Wildey said we had to read a book...



English

English - To rehearse the story map.

Meerkat Mail



Once upon a time there was a meerkat called Sunny. Sunny lived in the Kalahari Desert where it was very dry and very hot. Sometimes Sunny thought it was TOO hot! Sunny had a large family who did everything together. They were very close.

One day Sunny was bored of his family and wanted to visit somewhere new. He packed a big suitcase and wrote his family a note. On Monday he visited uncle Bob but he didn't fit in. The next day he visited Scratch and Mitch but he still didn't fit in. After that he visited Mildred and Frank but it poured with rain all the time which made Sunny sad.

Unfortunately, on his next trip to visit Madagascar. Sunny discovered that he was afraid of the dark. Sunny was scared and worried that he would never fit in anywhere.

Fortunately, Sunny decided to visit somewhere very dry and very hot where everyone is close. He decided to go home.

Finally, Sunny is happy with all his family to play with.

$$2 + 3 = 5$$

Maths- To count the sides on 2D shapes



7.01.2021

$$4 - 1 =$$

$$2 - 1 =$$

$$3 - 1 =$$

$$4 - 2 =$$

$$6 - 2 =$$

$$5 - 1 =$$

$$10 - 3 =$$

$$5 - 2 =$$

$$7 - 4 =$$

$$12 - 3 =$$

$$9 - 9 =$$

$$8 - 7 =$$

$$24 - 7 =$$

$$31 - 5 =$$

$$45 - 5 =$$

$$62 - 4 =$$


$$35 - 8 =$$

$$87 - 4 =$$

[Extend Page](#)

7.01.2021

Today we are learning to:
count sides on 2D shapes








Success Criteria:

- I can name 2D shapes
- I can identify a side
- I count count 2D sides on 2D shapes

[Extend Page](#)




Complete the table.

Name	Shape	Number of sides
Rectangle		
Triangle		
Hexagon		
Square		
Pentagon		

[Extend Page](#)

Complete the table.



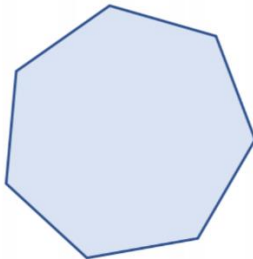
Name	Shape	Number of sides
		
		3
pentagon		
		6

[Extend Page](#)

True or false?



Explain it!



This shape is an octagon.



[Extend Page](#)

Date	7.1.2021
Subject/s	Maths
L.O	To count sides on 2D shapes






	
---	---

Success criteria  	I can name 2D shapes		
	I can identify a side on a 2D shape		
	I can count the sides on a 2D shape		

Support	Independent	Adult Support	Group
---------	-------------	---------------	-------

Fluency 1


Complete the table.


Name	Shape	Number of sides
Pentagon		
Rectangle		
Square		
Triangle		
Hexagon		


Fluency 2

Complete the sentences to describe the shapes.

a) 
A pentagon has sides.

b) 
A triangle has sides.

c) 
A has sides.

d) 
A has sides.

Reasoning and Problem solving



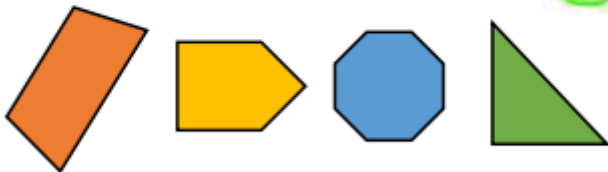
This shape
is a triangle.



Is Amir correct? _____

How do you know?

If I put these shapes into order from the
smallest number of sides to the largest,
which shape would come third?



Where would a hexagon come in the list?
Why?

Further Challenge






















Here are 18 lollipop sticks.
How many hexagons can you make?














How many octagons can you make?

What other shapes can you make with
18 lollipop sticks?

Topic - To use a range of words to describe feelings.

Subject/s	Topic - PSHE	
L.O	To use a range of words to describe feelings.	
		
Success Criteria ✓! 	I can say how I am feeling      	
	I can draw how I am feeling      	
	I can write how I am feeling and why       + 	
Support	Independent	Adult Support



Can you draw how you are feeling?
