





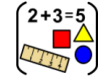


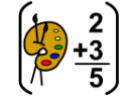



















# Home learning

## Tuesday 12th January 2021

### Time table for your day

 Wake up Activity	 RWI	 SPaG	 English	 play	 break	 maths	 play	 break	 Topic	 story	 finished
---	--	---	--	---	--	--	---	--	--	--	---

 Wake up Activity	<p>Pick an activity to help wake yourself up and get ready for the day PE with Joe – <a href="https://www.youtube.com/user/thebodycoach1">https://www.youtube.com/user/thebodycoach1</a></p> <p>Cosmic yoga – <a href="https://www.youtube.com/user/CosmicKidsYoga/videos">https://www.youtube.com/user/CosmicKidsYoga/videos</a></p>	 The Body Coach TV 2.62M subscribers SUBSCRIBE	 Cosmic Kids Yoga 1.03M subscribers SUBSCRIBED															
 RWI     SPaG	<p><b>Play the video for your set and you will see, they know what to do!</b></p> <table border="1" style="width: 100%; text-align: center;"> <thead> <tr> <th style="width: 33%;">Set 1</th> <th style="width: 33%;">Set 2</th> <th style="width: 33%;">Set 3</th> </tr> </thead> <tbody> <tr> <td style="font-size: 2em;">t t</td> <td style="font-size: 2em;">oo</td> <td style="font-size: 2em;">o-e</td> </tr> <tr> <td></td> <td></td> <td></td> </tr> <tr> <td><a href="https://youtu.be/j22Uw_4VzK4">https://youtu.be/j22Uw_4VzK4</a></td> <td><a href="https://youtu.be/IOJypabCZnU">https://youtu.be/IOJypabCZnU</a></td> <td><a href="https://youtu.be/mJvJeBrxtaY">https://youtu.be/mJvJeBrxtaY</a></td> </tr> <tr> <td></td> <td>Fred Fingers and Hold a sentence <a href="https://youtu.be/5CQ40VmAWmg">https://youtu.be/5CQ40VmAWmg</a></td> <td>Fred Fingers and Hold a sentence <a href="https://youtu.be/LbpnJAm6_sE">https://youtu.be/LbpnJAm6_sE</a></td> </tr> </tbody> </table> <p><b>SPaG – See sheets below</b></p> <p>To discuss and understand the meaning of new words. To use subordinating conjunctions.</p>			Set 1	Set 2	Set 3	t t	oo	o-e				<a href="https://youtu.be/j22Uw_4VzK4">https://youtu.be/j22Uw_4VzK4</a>	<a href="https://youtu.be/IOJypabCZnU">https://youtu.be/IOJypabCZnU</a>	<a href="https://youtu.be/mJvJeBrxtaY">https://youtu.be/mJvJeBrxtaY</a>		Fred Fingers and Hold a sentence <a href="https://youtu.be/5CQ40VmAWmg">https://youtu.be/5CQ40VmAWmg</a>	Fred Fingers and Hold a sentence <a href="https://youtu.be/LbpnJAm6_sE">https://youtu.be/LbpnJAm6_sE</a>
Set 1	Set 2	Set 3																
t t	oo	o-e																
																		
<a href="https://youtu.be/j22Uw_4VzK4">https://youtu.be/j22Uw_4VzK4</a>	<a href="https://youtu.be/IOJypabCZnU">https://youtu.be/IOJypabCZnU</a>	<a href="https://youtu.be/mJvJeBrxtaY">https://youtu.be/mJvJeBrxtaY</a>																
	Fred Fingers and Hold a sentence <a href="https://youtu.be/5CQ40VmAWmg">https://youtu.be/5CQ40VmAWmg</a>	Fred Fingers and Hold a sentence <a href="https://youtu.be/LbpnJAm6_sE">https://youtu.be/LbpnJAm6_sE</a>																

English	To answer questions on a text <i>See sheets below</i>
<b>Have a break and play</b>	
Maths	To find lines of symmetry – <i>See sheets below</i>
<b>Have a break and play</b>	
Topic	To use technology to create, organise and store content <i>See sheets below</i>
Story time	<p><b>Reading</b> – Read one of your favourite books to you parent/carer. If you have ran out of books, log on to your myon.co.uk and find a book from there! Ask your teacher on class dojo if you aren't sure of your username or password.</p> <p><b>Story time</b> - The boy who switched off the sun <a href="https://www.youtube.com/watch?v=BN06NrR4k-E&amp;feature=youtu.be">https://www.youtube.com/watch?v=BN06NrR4k-E&amp;feature=youtu.be</a></p>

Hope you had a lovely day 😊



RWI

## Set 1



### Practise handwriting

Down the tower, across the tower



### Practise sound-writing

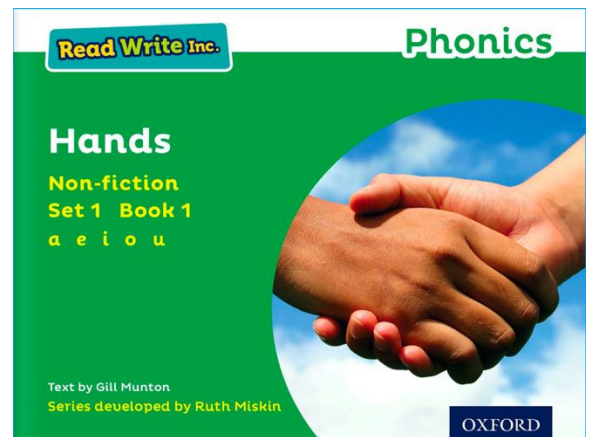
t

This Week's Green Reading Book – Hands

Link: <https://www.oxfordowl.co.uk/api/interactives/29268.html>

Book Sounds: Set 1 & Set 2

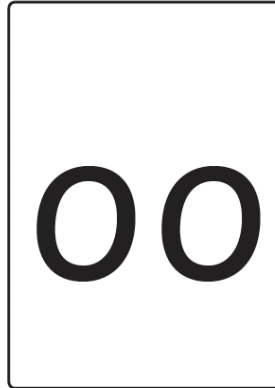

Speed Sounds Sheets: ar, or, air



# Set 2

## Speed Sounds Set 2

oo



### Practise reading

too

zoo

food

pool

moon

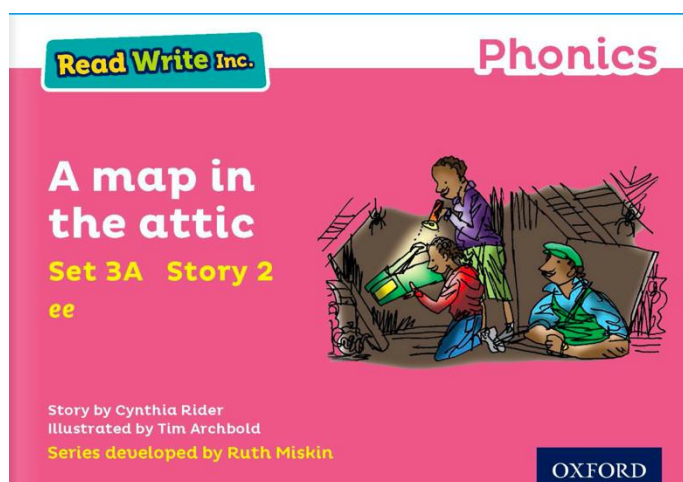
spoon

This Week's Pink Reading Book – A Map in the Attic

Link: <https://www.oxfordowl.co.uk/api/interactives/29260.html>

Book Sounds: Set 2

Speed Sounds Sheets: ow, long oo, short oo



# Set 3

## Speed Sounds Set 3

ow

o-e



ow



o-e

### Practise reading

blow    snow    low

show    know    slow

home    hope    spoke

note    broke    phone

This Week's Yellow Reading Book – Bushcraft

Link: <https://www.oxfordowl.co.uk/api/interactives/29251.html>

Book Sounds: Set 3







SPaG – To discuss and understand the meaning of new words.






Date	Tuesday 12 <sup>th</sup> January
Subject/s	SPaG – Reading comprehension
Learning Objective	To discuss and understand the meaning of words



Success Criteria  	I can find the word in the text.		
	I can say what the meaning of the word is.		
	I can match the word to a picture.		
Support	Independent    Adult Support    Groups		

Read your text **Amazing Antarctica** from yesterday.

Draw a line to match the word to the picture.

huddle	
surrounded	
protect	
furthest	
south	

## SPaG – To use subordinating conjunctions.

Write in the correct subordinating conjunction.



The dog was barking \_\_\_\_\_ the postman was at the door.



I was late for school this morning \_\_\_\_\_ I got up late.



I eat lots of fruit and vegetables \_\_\_\_\_ they are good for me.



My sister was angry with me \_\_\_\_\_ I took her chocolate.



The teacher gave me a special sticker \_\_\_\_\_ I worked hard in maths.



Dad said we would not be able to go out to play \_\_\_\_\_ it carried on raining.



We are having a picnic tomorrow \_\_\_\_\_ the weather is nice.



We will build a snowman \_\_\_\_\_ it snows.

**because**

**if**

**that**

**when**



English

## English – To answer questions based on a text

Subject/s	English- ERIC						
L.O	To answer questions based on a text.						
Success Criteria	I can retrieve the information from the text.						
	I can interpret what happened.						
	I can write the answer to the question.						
Support	Independent	Adult Support	Group				




1. Who is the postcard for?

2. Where is Sunny staying?

3. What is Ed's favourite food?

4. What has Sunny eaten lots of?



5. What does Sunny what mum and dad to tell Mickey?

6. Do you think sunny likes it on the farm?

-----

-----

-----


-----

-----

-----

-----

-----





$$2 + 3 = 5$$

# Maths- To find lines of symmetry



12.01.2021

$5 - 4 =$

$9 - 3 =$

$10 - 2 =$

$8 - 7 =$

$6 - 4 =$

$4 - 4 =$

$16 - 2 =$

$15 - 1 =$

$18 - 1 =$

$20 - 1 =$

$11 - 1 =$

$9 - 6 =$

$51 - 31 =$

$56 - 50 =$

$87 - 45 =$

$99 - 23 =$

$72 - 11 =$

$87 - 46 =$

[Extend Page](#)

12.01.2021

Today we are learning to:

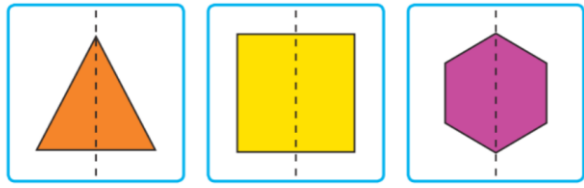
**find lines of symmetry**

Success Criteria:

- I know a line of symmetry means it is the same on both sides
- I can find lines of symmetry
- I can draw lines of symmetry



[Extend Page](#)



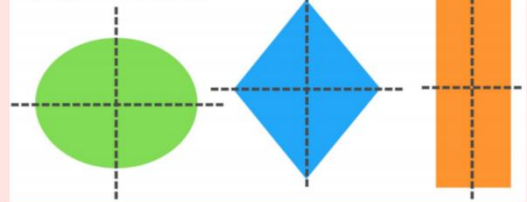
These shapes have a line of symmetry.

What do you notice about both sides of the shape? They are equal!

[Extend Page](#)



**2 LINES OF SYMMETRY**

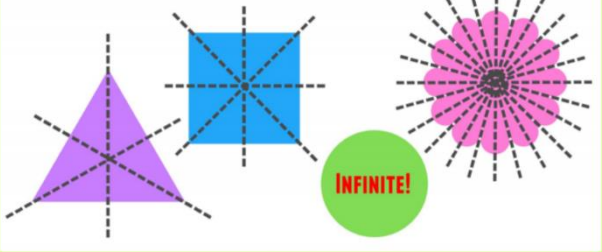


Some shapes have more than one line of symmetry

[Extend Page](#)



**3 LINES OF SYMMETRY OR MORE**

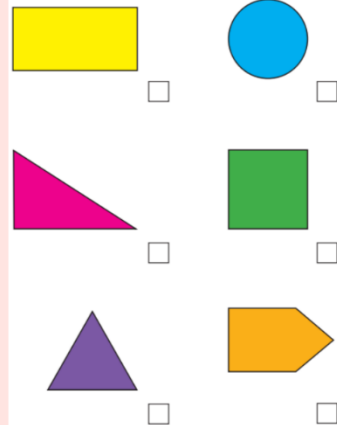


Some shapes have lots!

[Extend Page](#)



Tick the shapes that have a vertical line of symmetry.



[Extend Page](#)



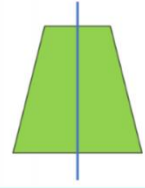
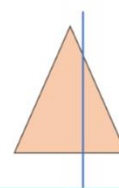
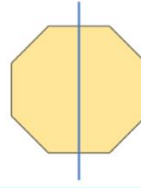
Cut out the shapes and fold them to find lines of symmetry.

Remember it must be equal on both sides!

[Extend Page](#)



The vertical lines of symmetry are all positioned correctly.

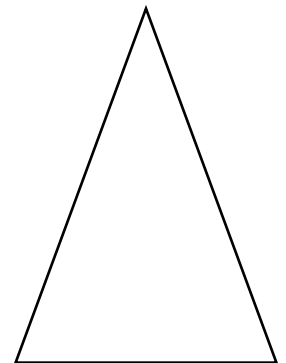
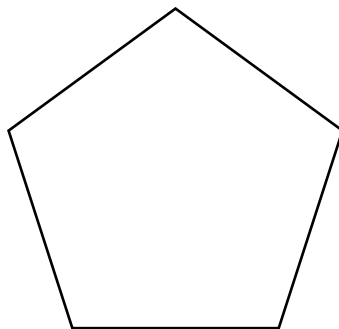



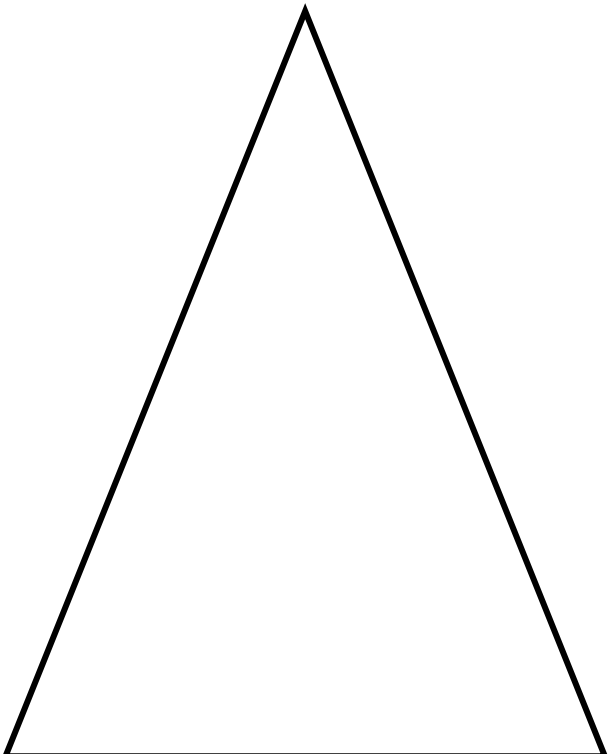


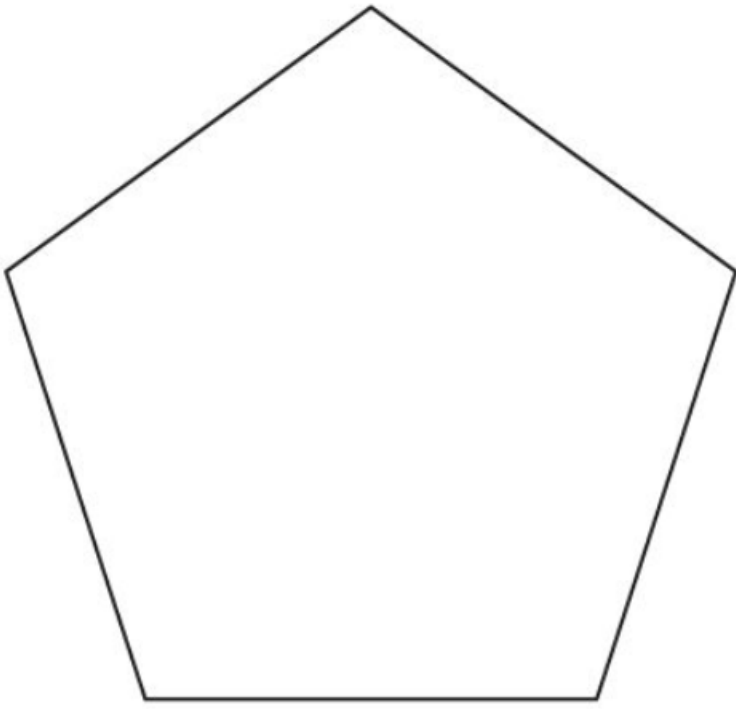
[Extend Page](#)

Date	12.1.2021
Subject/s	Maths
L.O 	To find lines of symmetry

Success criteria 	I can fold shapes to find lines of symmetry		
	I can identify lines of symmetry		
	I can draw lines of symmetry		
Support	Independent	Adult Support	Group

### Fluency 1 - fold the paper shapes to find lines of symmetry

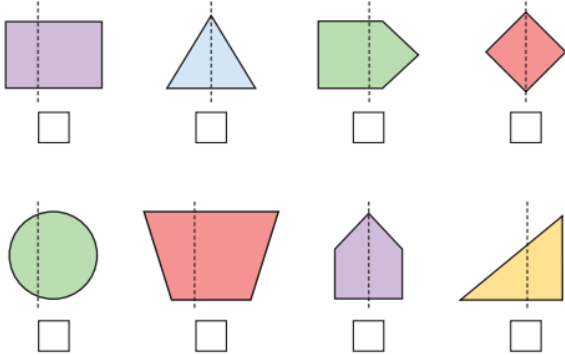




## Reasoning and Problem solving

Annie is drawing a vertical line of symmetry on some shapes.

Tick the shapes that have a correct line of symmetry.





Here are some halves of shapes with their vertical line of symmetry drawn.

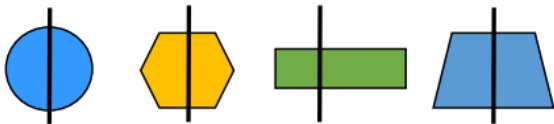
Complete the shapes.



Write how many sides and how many vertices each shape has.

- a)   sides  
 vertices
- b)   sides  
 vertices

Circle the shape with an incorrect line of symmetry. Can folding help you prove your answers.





Topic

# Topic – To use technology to create, organise content

## Counting objects



Question: How many elephants can you see?

## Counting objects



Question: How many tigers can you see?

## Counting objects



Question: Which animal is there most of?

## Tally charts

When you have lots of objects to count and compare it helps to organize and record the data using a tally chart.

This helps you to count and compare the data more effectively.



Animal	Tally	Total
		4
		6
		8
		3

## Make your own tally chart

Can you make a tally chart to show how many animals there are on the farm?

It might help you to fold the paper to count the animals in each pen.



Cows	Pigs
Chickens	Sheep

## Counting in fives

Did you see what happened on the tally chart when we got to the number 5?

When you make marks on a tally chart, you chunk them into groups of five.



Counting in fives: Each group of five looks like a gate.

## How many animals are there on the farm?

Animal	Tally	Total
?		6
?		12
?		7
?		5

## Which animals does the farmer have least of? Which animals does the farmer have most of?

Animal	Tally	Total
		6
		12
		7
		5

## Can you answer some questions?

Pet	Tally	Total
Dog		
Cat		
Rabbit		
Fish		

Which pet had the most votes? -----

Which pet had the fewest votes? -----

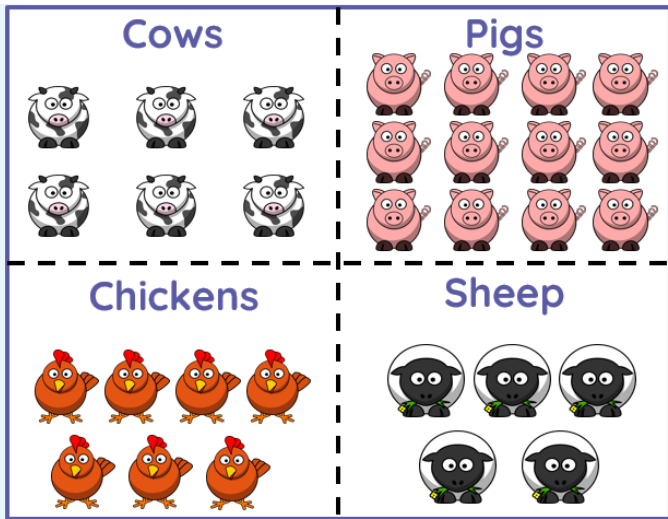
Which pet had more votes than the dog? -----

Which pet had fewer votes than the rabbit? -----

Which pet got 10 votes? -----

Which pet got 1 more vote than the dogs? -----

Can you make a tally chart to show how many of each animal the farmers has?



### Introduction

Count the animals in each pen and complete the tally chart below.

Animal	Tally	Total

Fill in the total column on the tally chart. Can you use the totals to answer the questions below?

### Favourite Pets

Pet	Tally	Total
Dog 	/     /	
Cat 	/     /	
Rabbit 	/	
Fish 	/	

Which pet had the most votes? .....

Which pet had the fewest votes? .....

Which pet had more votes than the dog? .....

Which pet had fewer votes than the rabbit? .....

Which pet got 10 votes? .....

Which pet got 1 more vote than the dogs? .....