





### Steps to Success

Lockdown work	
Date	Wednesday 20 <sup>th</sup> January
Subject/s	Science
Learning Objective 	To understand how a switch works.







SA	TA
	

Success Criteria 	I can recognise that a switch opens and closes a circuit.		
	I understand that a bulb won't light up if the switch is not closed.		
	I can find different types of switches.		
Support	Independent	Adult Support ( )	Group Work

#### **Key vocabulary for the lesson:**

Switch circuit data record investigate

Look around your house, can you find any switches like these? If you can, how many are there?  
Can you find out what some of these switches would be used for?

Type of switch	Use	Tally	Total
Paddle switch 			
Key switch 			
Push button switch 			
Toggle switch 			
Selector switch 			
Dimmer switch 			
Pull switch 