




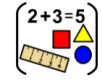













Home learning

Wednesday 20th January 2021

Time table for your day

 Wake up Activity	 RWI  SPaG	 play  break	 maths	 play  break	 Topic	 story	 finished
---	---	---	--	---	--	--	---

 Wake up Activity	<p>Pick an activity to help wake yourself up and get ready for the day PE with Joe - https://www.youtube.com/user/thebodycoach1</p> <p>Cosmic yoga - https://www.youtube.com/user/CosmicKidsYoga/videos</p>	 The Body Coach TV 2.62M subscribers SUBSCRIBE	 Cosmic Kids Yoga 1.03M subscribers SUBSCRIBED
RWI or SPaG	Play the video for your set and you will see, they know what to do!		
 RWI	Set 1	Set2	Set3
	C C	ir	ow
 SPaG	https://youtu.be/zwdWns0k9lo	https://youtu.be/LNU528Ulo1I	https://youtu.be/zSa9QN7Des
		Fred Fingers and Hold a sentence https://youtu.be/ks7U_aT35oQ	Fred Fingers and Hold a sentence https://youtu.be/ei8r8xKRThg
	SPaG - See sheets below		
	Reading: To answer questions based on what has been read. SPaG: To use question marks.		

English See sheets below

Have a break and play

Maths See sheets below

Have a break and play

Topic See sheets below

Story time

Reading - Read one of your favourite books to you parent/carer. If you have ran out of books, log on to your my.on.co.uk and find a book from there! Ask your teacher on class dojo if you aren't sure of your username or password.

Story time - The Flower <https://www.youtube.com/watch?v=KNZvgJ9spZ4&feature=youtu.be>

Hope you had a lovely day 😊



Rag the rat - Story 1

Day 3



Read story 1 -

<https://www.oxfordowl.co.uk/api/interactives/24760.html>


Proof read

Find and fix the 5 mistakes in this sentence.

rag the rat wiv his big top hat Taps th hat
and up pops a mat

Build a sentence


What else could come out of his hat. Here are some ideas to help you.



Write your idea in a sentence

A mouse in the house

Day 3



Read the story

<https://www.oxfordowl.co.uk/api/interactives/30561.html>

Hold a sentence 2.

Your mouse will be happy playing in a mouse

Grammar

Tick the show whether each sentence is a question, an exclamation, a statement or command.

Sentence	Question	Exclamation	Statement	Command
What a sweet mouse you have!				
A mouse runs about.				
Has your mouse got a name?				
Give your mouse fresh water.				

Vocabulary.

Match the words that have the opposite meaning.

large	good
down	smelly
well	full
fresh	ill
bad	small
empty	up

Wednesday 20th Jan

LO: To use question marks.

Success Criteria:

- I can identify questions in a text.
- I can use a question mark in the correct place.
- I can write my own questions.

Perfect Punctuation: The Question Mark



A question mark ends a sentence which includes a question.
The sentence after a question mark always starts with a capital letter.

What are you doing after lunch?

Can you spot the capital letter and question mark in this sentence?



Perfect Punctuation: The Quiz



Listen to your teacher reading some sentences.

Hold up your ? or . card to show which punctuation mark is needed at the end of each sentence.

Hint: If you need to respond (give an answer) to the sentence, then it needs a question mark.

Perfect Punctuation: The Quiz




Cain is going to the fair

Perfect Punctuation: The Quiz



Where is my coat

Perfect Punctuation: The Quiz



Our class is going to the zoo

Perfect Punctuation: The Quiz



? or .







Can you help me find my pencil crayons

Practise

Write a question using each of the question words.
Don't forget your question mark!



Handwriting practice area with multiple sets of three horizontal lines (top solid, middle dashed, bottom solid).

Date	Wednesday 20 th January		
Subject/s	SPaG		
Learning Objective 	To use question marks.		
			
Success Criteria 	I can identify questions in a text.		
	I can use a question mark in the correct place.		
	I can write my own questions.		
Support	Independent	Adult Support	Groups

What punctuation should these sentences end in?

a) Would you like a slice of cake



b) Can I play with you



c) What is Farhan doing



d) Mum is cooking dinner



e) Is it raining



f) I like my hat



Challenge

Now write 3 questions to go with this picture.



Wednesday 20th January



Today's focus:



To answer questions based on what has been read

Once upon a time, there were four little rabbits, and their names were Flopsy, Mopsy, Cotton-tail and Peter. They lived with their Mother in a sand-bank, underneath the root of a very big fir-tree.

"Now, my dears," said old Mrs Rabbit one morning, "You may go into the fields or down the lane, but don't go into Mr McGregor's garden: your Father had an accident there; he was put in a pie by Mrs McGregor."

"Now run along, and don't get into mischief. I am going out."




1. How many little rabbits were there?
2. Where are the rabbits allowed to go?

Date	Wednesday 20 th January		
Subject/s	SPaG – Reading comprehension		
Learning Objective	To answer questions based on what has been read.		
Success Criteria	I can read the question.		
	I underline the answer in the text.		
	I can write my answer in full sentences.		
Support	Independent	Adult Support	Groups



- R** 1. Where did the rabbits live?
2. Where are the rabbits told **not** to go?
3. What did Mrs rabbit buy at the Baker's shop?
4. Where did Peter go?
5. What dd Peter eat first?
6. How did Peter feel after eating?



$$2 + 3 = 5$$

Maths- To count vertices on 3D shapes

MATHE STARTER OF THE DAY 20.01.2021

What comes next? 16, 26, 36, , ,

$35p - 15p = \square$ $21p - 4p = \square$

$24p - 10p = \square$

$15 - \square - 6 = 6$

$\square = 3 + 8$

A half of 4 = ★

Anna is counting in fives:
5, 10, , 20, , , ...

Fill in the missing numbers.

20.01.2021

Today we are learning to:

Count vertices on 3D shapes

Success Criteria:

- I can name 3D shapes
- I can identify the vertices on a 3D shape
- I can count the vertices

Today we are counting the **vertices**

Look at these 3-D shapes:

How many vertices does each shape have?


Today we are counting the **vertices**



Shape	Name	Faces	Edges	Vertices


Convince me!






Johnny has a shape with 8 vertices.
What 3D shape could it be?

Miss Sheldon says it must be a **pyramid**.
Convince me I am wrong

Date	20.1.2021
Subject/s	Maths
L.O 	To count vertices on 3D shapes

Success criteria 	I can name the 3D shape		
	I can identify the vertices		
	I can count the vertices		
Support	Independent	Adult Support	Group

Fluency		
<u>Shape</u>	<u>Name</u>	<u>Vertices</u>
		
		
		
		
		

Reasoning and Problem solving

Complete the sentences.

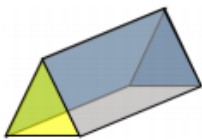


more

fewer

- a) A cube has _____ vertices than a sphere.
- b) A sphere has _____ vertices than a cone.
- c) A triangular prism has _____ vertices than a cuboid.

What is the same about these 2 shapes?



What is different about them?

Talk about faces, edges and vertices in your answer.

Jack says:



All 3-D shapes have at least one vertex.



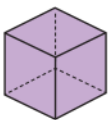
Is this true or false?

Explain why

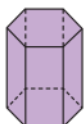
Write the shapes in order of the number of vertices.



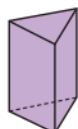
Start with the shape that has the fewest vertices.



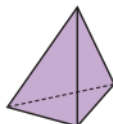
A



B



C



D

fewest

most

Further Challenge

Write riddles for 3D shapes.

Remember to write clues to describe edges, vertices and faces.

How many clues can you think of?



Topic

PE

Join in with your PE lesson - Gymnastics

Warm up

https://www.youtube.com/watch?v=P9sCHL_U9mk&list=PLKhJdSKDkisYiuNWc3vyV33tFsz_uN4gX&index=6

Main lesson

https://www.youtube.com/watch?v=dNyQy0oM_N0&list=PLKhJdSKDkisYiuNWc3vyV33tFsz_uN4gX&index=5