





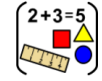


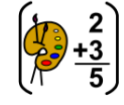













Home learning

Thursday 21st January 2021

Timetable for your day

 Wake up Activity	 RWI	 SPaG	 English	 play	 break	 maths	 play	 break	 Topic	 story	 finished
---	--	---	--	---	--	--	---	--	--	--	---

 Wake up Activity	Pick an activity to help wake yourself up and get ready for the day PE with Joe - https://www.youtube.com/user/thebodycoach1	 The Body Coach TV 2.62M subscribers SUBSCRIBE	 Cosmic Kids Yoga 1.03M subscribers SUBSCRIBED
 RWI or SPaG	Play the video for your set and you will see, they know what to do!		
	Set 1  https://youtu.be/nlu5xC0_MC8	Set2   <small>shout it out 2. spot, shop, soap, moan, roach, round, found</small>	Set3   <small>snail in the rain 3. paid, snail, tail, digan, paint, Spin, chain, train, rain, stain</small>
		https://youtu.be/1w_6blW11hA Fred Fingers and Hold a sentence https://youtu.be/rtDwHOyBtcl	https://youtu.be/uFAtnDUkwvY Fred Fingers and Hold a sentence https://youtu.be/1M6LHqZ9PSA
	SPaG - See sheets below		
	Reading: To answer questions based on what has been read. SPaG: To punctuate sentences correctly.		

English *See sheets below*

Have a break and play

Maths *See sheets below*

Have a break and play

Topic *See sheets below*

Story time
Reading - Read one of your favourite books to you parent/carer. If you have ran out of books, log on to your my.on.co.uk and find a book from there! Ask your teacher on class dojo if you aren't sure of your username or password.
Story time - The Gruffalo <https://www.youtube.com/watch?v=pi-B1A4AsNM&feature=youtu.be>

Hope you had a lovely day 😊



Rag the rat – Story 2 – Jess in a mess

Day 1



Practice reading these words.

in mud and splash big mess
but trunk is just thing off

hop → hops sit → sits skip → skips
slip → slips trip → trips get → gets

your	said	you	are
to	be	go	baby

Read story 2 -

<https://www.oxfordowl.co.uk/api/interactives/24760.html>


Answer these questions use the page numbers to help you.

Story 2: Jess in a mess

- ★ What five things does Jess do in the mud? (pages 16–17)
- ★ What noise does Jess make when she falls in the mud? (page 17)
- ★ What does Jess's mum use her trunk for? (page 20)
- ★ What happens at the end of the story? (page 21)
- ★ Do you like elephants?
- ★ What is your favourite animal?

High on a hill

Day 1



Practice reading these words.

For each word ask your child to read the separate sounds, e.g. 's-t-i-l-l', 'b-u-m-p' and then blend sounds together to make the word, e.g. 'still', 'bump'. Sometimes one sound is represented by more than one letter, e.g. 'ee', 'ng', 'igh'. These are underlined.

high night bright fright still sing
away bump hang creep

Ask your child to read the word in syllables.

wind` mill → windmill

gob` lins → goblins

fright` en → frighten

Ask your child to read the root word first and then the word with the ending.

sack → sacks trick → tricks

sleep` y → sleepy

all	want	some	what
they	do	was	call
be	she	we	her
so	old	like	I've

Read the story

<https://www.oxfordowl.co.uk/api/interactives/29287.html>

Answer these questions use the page numbers to help you.

Page 7: What is the mill like?


Page 11: What do the goblins do with the sacks?

Page 14: Who do the goblins fight with?

Page 20: Why might you get a fright if you go to the mill at night?

A mouse in the house

Day 4 and Day 5



Read the story

<https://www.oxfordowl.co.uk/api/interactives/30561.html>

Proofread - Spelling

Correct 2 errors

Let your mous run up your arm. Let it run round a weel.

Proofread - grammer

Correct 2 errors

You can train a mouse to run up a arm

Write about looking after a pet.

Useful
words

put wash fill scoop give fresh
food water let run wheel

Can you write about how to look after another pet? If you don't have a pet at home, you could write about how to look after an imaginary pet or teddy.

A house for your pet



SPaG – To Punctuate sentence correctly.

Thursday 21st January

LO: To punctuate sentences
correctly.

Success Criteria:

- I can read text.
- I can identify any errors.
- I can re write the sentences using the correct punctuation.

What punctuation have we looked at so far
this week?

Sentences: Punctuation



Full stops

Used for general
sentences which state
something.

e.g. Apples can be
green or red.



Exclamation Marks

Used for exclamations,
possibly sudden, or
strong emotions such as
shock, disgust, anger or
happiness.

e.g. What a mess!



Question Marks

Used when a sentence
is asking something
and has an answer.

e.g. Can I have some
pudding?



What punctuation is missing at the end of these sentences?

The teacher was reading an interesting book



Would you like to watch a movie



Congratulations on winning the cup



Everyone was walking towards the big tent. "Roll up, roll up_" yelled the Ringmaster.



Katie was wearing her favourite dress



What is your favourite flavour of ice cream



Challenge

Rewrite the text using the correct punctuation.

"Stop all the racket " Mum shouted with that, jamie muttered something about the radio and peace was restored we put our seatbelts on and started to sing to the radio "Have you remembered the present " Mum questioned as we were about to pull out of the driveway



English

English – To write a journey story

Thursday 21st January 2021

What are we learning today?

To write my independent journey story

- I can use the five part story structure.
- I can draw my story
- I can rehearse my story



Use your plan from yesterday to write your story

Hot Write

Date:	Monday 21 st January
Text Genre:	Fiction - Journey story
Task and Topic area:	To write a journey story

Handwriting practice lines consisting of solid top and bottom lines with a dashed middle line.


Beginning 	
Build up 	
Problem 	

Handwriting practice lines consisting of solid top and bottom lines with a dashed middle line.

Hot Write

Date:	Monday 21 st January
Text Genre:	Fiction – Journey story
Task and Topic area:	To write a journey story

Handwriting practice area with multiple sets of horizontal lines (top, middle dashed, bottom) for writing.



$2+3=5$

Maths- To sort 3D shapes

MATHE STARTER OF THE DAY 21.01.2021

$4 + \square + 7 = 17$

$20 - 12 = \star$

$10 + 10 + 10 + 10 = \star$

$5 + 5 + 5 = 10 + \square$

Fill in the missing numbers:

$3 + 5 + \square = 10$

$1 + 5 + \square = 10$

21.01.2021

Today we are learning to:

sort 3D shapes

Success Criteria:

- I can name 3D shapes
- I can sort 3D shapes into two groups
- I can explain how I have sorted them

Cubes

Cuboids

Cylinders

Which one is the odd one out? Why?

cube	cuboid	sphere
cylinder	square-based pyramid	cone


How can we sort these shapes?



Can we sort them depending on their faces, edges and vertices?



Convince me!

The 3-D shapes are sorted correctly.

True or false?

Date	21.1.2021
Subject/s	Maths
L.O 	To sort 3D shapes

Success criteria  	I can name 3D shapes		
	I can sort 3D shapes depending on faces, edges and vertices		
	I can label how I have sorted the 3D shapes		
Support	Independent	Adult Support	Group

Fluency – Home learning

Use the shapes below.
Can you sort them into different groups?
Explain how you have sorted them.

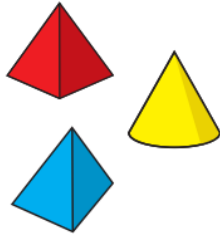
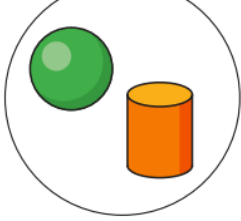


Reasoning and Problem solving

Tick the shape that could go in the group.




has a curved surface



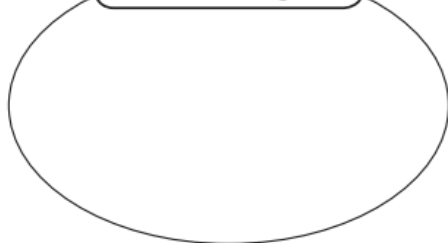
Write the name of a 3D shape that could go in each group.



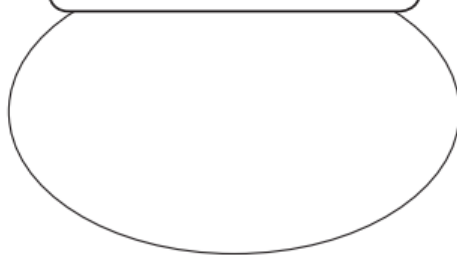
has 5 vertices



has 12 edges



has 1 curved surface



Can you think of any other shapes to go in each group?

Further Challenge

Hamza has sorted some 3D shapes. He has placed a cube and a cuboid in the same group.

How could he have sorted his shapes?



Topic

Topic – To make a prediction

21.01.21

Vocabulary Prediction

- grow
- tall
- wilt
- die
- drown



Learning Objective
To make a scientific prediction

FIRSY



Independent
You can do it!



Seeds and Bulbs

The first stage in the life cycle of most plants is a seed. Seeds come in all shapes and sizes. Every plant has a different seed.

Seeds and Bulbs

Every single seed has the beginnings of a new plant inside it, along with a little store of food to help it grow.

When the conditions are right, the seed soaks up water and swells, and the tiny new plant bursts out of its shell. This is called **germination**.

Embryo:
The tiny root and shoot which will grow into the adult plant.

Food Store:
A store of food for the young plant to use until it has grown enough to make its own food.

Seed Coat:
A tough outer covering.

Seeds and Bulbs: Germination

<https://youtu.be/TE6xptgNR0>

Seeds and Bulbs

Some plants grow first from a seed, and then develop a bulb that helps them to grow back year after year.

A bulb lets the plant rest underground over the winter when it is too cold, then grow back later in the year when conditions are right.

Flower Bud:
Future flower stored inside the bulb for protection.

Tunic:
A papery outer covering.

Scales:
Thick leaves that store the food.

Seeds and Bulbs

Here are some common plants that grow from bulbs.

Lilies

Daffodils

Allium

Snowdrops

Tulips

Let's plant our own cress..


Step 1: Label your cup



Step 2 : Put the cotton wool into the cup



Step 3: Sprinkle on your seeds.



Step 4: Add a little water.




This is what we are hoping to grow..

Cress



Lets experiment

What do plants need to grow?



What will happen if we change one of these things?.....

What could we change?

light and dark

water and no water

What will happen if we change the cotton wool?



paper towel



soil



nothing


What will happen to the cress?

Which will it grow best in? soil, paper, cotton wool or in nothing?

These are known as

Planning a Science Investigation

Variables



To make the investigation fair you must identify the variables. These are things that might affect what you are trying to find out. You must change only one thing (a variable) at a time.

©2017 melloo.com

What do you we predict will happen to the cress?

grow
tall
nutrient



die
wilt
brown

Predicting/Hypothesising



- I think/ it will....because....
- The....will...
- The....is going to....
- I predict that....because.



- This is probable because
- There are the same/similar/different...
- I would like to prove/disprove....
- Perhaps the reason is....



What do you we predict will happen to the cress in the different cups?

Prediction

Key words

1. nutrients 3. grow 5. wilt
2. die 4. drown 6.

Method





Independent Variable

What are you changing?

