




























Home learning

Monday 25th January 2021

Timetable for your day

 Wake up Activity	 RWI	 SPaG	 English	 play	 break	 maths	 play	 break	 Topic	 story	 finished
---	--	---	--	---	--	--	---	--	--	--	---

 Wake up Activity	<p>Pick an activity to help wake yourself up and get ready for the day PE with Joe – https://www.youtube.com/user/thebodycoach1</p> <p>Cosmic yoga – https://www.youtube.com/user/CosmicKidsYoga/videos</p>	 The Body Coach TV 2.62M subscribers SUBSCRIBE	 Cosmic Kids Yoga 1.03M subscribers SUBSCRIBED									
 RWI   SPaG	<p>Play the video for your set and you will see, they know what to do!</p> <table border="1" style="width: 100%; text-align: center;"> <thead> <tr> <th style="width: 33%;">Set 1</th> <th style="width: 33%;">Set2</th> <th style="width: 33%;">Set3</th> </tr> </thead> <tbody> <tr> <td style="font-size: 2em;">b</td> <td style="font-size: 2em;">ay</td> <td style="font-size: 2em;">ew</td> </tr> <tr> <td>  https://youtu.be/24AsQNxWsZE Fred fingers https://youtu.be/phKKSaiWCWE </td> <td>  https://youtu.be/xV-KWU5nn_c Fred Fingers and Hold a sentence https://youtu.be/_JKzUJNQUXg </td> <td>  https://youtu.be/Sb-lg2HnMBk Fred Fingers and Hold a sentence https://youtu.be/56uZy_5aV-Q </td> </tr> </tbody> </table> <p>SPaG – Reading: To read the text fluently and with expression. SPaG: To identify nouns. See sheets below</p>			Set 1	Set2	Set3	b	ay	ew	 https://youtu.be/24AsQNxWsZE Fred fingers https://youtu.be/phKKSaiWCWE	 https://youtu.be/xV-KWU5nn_c Fred Fingers and Hold a sentence https://youtu.be/_JKzUJNQUXg	 https://youtu.be/Sb-lg2HnMBk Fred Fingers and Hold a sentence https://youtu.be/56uZy_5aV-Q
Set 1	Set2	Set3										
b	ay	ew										
 https://youtu.be/24AsQNxWsZE Fred fingers https://youtu.be/phKKSaiWCWE	 https://youtu.be/xV-KWU5nn_c Fred Fingers and Hold a sentence https://youtu.be/_JKzUJNQUXg	 https://youtu.be/Sb-lg2HnMBk Fred Fingers and Hold a sentence https://youtu.be/56uZy_5aV-Q										
English	See sheets below											
Have a break and play												
Maths	See sheets below											
Have a break and play												
Topic	See sheets below											
Story time	<p>Reading – Read one of your favourite books to you parent/carer. If you have ran out of books, log on to your my on.co.uk and find a book from there! Ask your teacher on class dojo if you aren't sure of your username or password.</p> <p>Story time - Traction man https://www.youtube.com/watch?v=WEtJThoG3NU&feature=youtu.be</p>											

Hope you had a lovely day 😊



Practise handwriting

Down the laces to the heel, round the toe



Practise sound-writing




Have a read of the words in this book.

<https://www.oxfordowl.co.uk/api/interactives/29253.html>

Rag the rat – Story 2 – Jess in a mess

Day 3



Read story 2 -

<https://www.oxfordowl.co.uk/api/interactives/24760.html>

Proof read

Find and fix the 4 mistakes in this sentence.

jess hops in mud She scips in mud

Build a sentence


What happens to Jess after mum has cleaned her up?



Write your idea in a sentence

High on a hill

Day 3



Read Read the story

<https://www.oxfordowl.co.uk/api/interactives/29287.html>

Proof read

Find and fix the 5 mistakes in this sentence.

the goblins play tricks they sings, yel and jump

Build a sentence

Where are the goblins going next? What are they going to get up to?



Write your idea in a sentence

WAY!

Day 1

Practice reading these words.

Story Green Words

Story Green Words are made up of sounds your child has already learnt.
This book contains the following green words:

strict fetch chucks brings
dripping chilly snuggles

one	watch	school	small
wall	were	brother	their
there	where	I'm	tall
any	saw	fall	

Read the story

<https://www.oxfordowl.co.uk/api/interactives/29266.html>

Answer these questions use the page numbers to help you.

- p.6** Why is Jay staying with Ted?
- pp.7-8** Why is Ted cross when Jay runs off?
- p.9** What does Rex do in the pond?
- p.10** Why doesn't Jay want to fetch the stick?
- p.12** Were you surprised that Jay snuggled up on Ted's lap?



SPaG – To read the text fluently and with expression.

The Tale of Peter Rabbit

Mr McGregor was on his hands and knees planting out young cabbages, but he jumped up and ran after Peter, waving a rake and calling out,

“Stop, thief!”

Peter was most dreadfully frightened; he rushed all over the garden, for he had forgotten the way back to the gate. He lost one of his shoes among the cabbages, and the other shoe amongst the potatoes.

After losing them, he ran so fast that he might have got away altogether if he had not unfortunately ran into a gooseberry net, and got caught by the large buttons on his jacket.

It was a blue jacket with brass buttons, quite new.

Mr McGregor came up with a sieve, which he intended to pop upon the top of Peter; but Peter wriggled out just in time, leaving his jacket behind him, and rushed into the tool-shed, and jumped into a can. It would have been a beautiful thing to hide in, if it had not had so much water in it.

Mr McGregor was quite sure that Peter was somewhere in the tool-shed, perhaps hidden underneath a flower pot. He began to turn them over carefully, looking under each. Peter sneezed “Kertyschoo!” Mr McGregor was after him in no time.

Mr McGregor tried to put his foot upon Peter, who jumped out of a window which was too small for Mr McGregor, and he was tired of running after Peter. He went back to his work. Peter sat down to rest; he was out of breath and trembling with fright, and he had not the least idea which way to go. Also, he was very damp with sitting in that can.

Monday 25th January

Spelling Pattern

Adding -ing, -ed, -er, -est and -y to words ending in -e with a consonant before it.

hiker hiking hiked
 nicer being
nicer shiny

Root word	-ing	-ed	-er	-est	-y
hike	hiking	hiked	hiker		
nice			nicer	nicest	
shine					shiny

Date given: 25.1.2021

Date tested: 29.1.2021

Adding -ing, -ed, -er, -est and -y to words ending in -e with a consonant before it.

hiking

hiked

hiker

nicer

nicest

shiny

being

Monday 25th January

LO: To identify nouns.

Success Criteria:

- I can say what a noun is.
- I can give examples of nouns.
- I can identify a noun within a sentence.

What is a noun?

A noun is a word that labels or 'names' something.

Name of a Person	Name of a Place	Name of a Thing
		

Post-it note game






Use your post-it notes to label different things.

The words you have written are all nouns.

Can you find the noun in these sentences?

The dog is wet.



Date	Monday 25 th January		
Subject/s	SPaG		
Learning Objective	To identify nouns.		
			
Success Criteria 	I know what a noun is.		
	I can give examples of a noun.		
	I can identify nouns within a sentence.		
Support	Independent	Adult Support	Groups

Draw a circle around the nouns in these sentences.

Mr McGregor was on his hands and knees planting out young cabbages, but he jumped up and ran after Peter, waving a rake and calling out,

“Stop, thief!”

Peter was most dreadfully frightened; he rushed all over the garden, for he had forgotten the way back to the gate. He lost one of his shoes among the cabbages, and the other shoe amongst the potatoes.

Features of persuasive adverts		Features of persuasive adverts	
Informal language	Maybe you're worried that your tiny Mighty, Monster Truck join your toy box today and you'll you'll be screaming at the top of y	Imperatives	Either way, you need the Ballistic Bouncing Boogie Ball, right now!
Questions	ARE YOU LOOKING FOR A SUPER SPECIAL EASTER GIFT? Want to visit somewhere new?	Personal appeal	AND your very own here just for YOU! to YOUR toy collection!
Alliteration	Marvellous, Mighty, Monster Truck! Ballistic Bouncing Boogie Ball! EGG-CELLENT EASTER superb, special and sensational addition	Boastful language	all-new exceptional and electrifying design! ferocious tracks, iconic artefacts oozes elegance , Multicoloured Rainbow Light

Read all the persuasive adverts. Highlight or circle things that are the same in them.

Alton Towers

Are you bored and fed up with visiting the same boring places? Want more excitement and thrills in your life? Then head straight to Alton Towers theme park this summer, where you are guaranteed the time of your life!

Alton Towers is a majestic 5 STAR adventure park which has captured the world's imagination. Alton Towers is more than just a theme park, it's an entire universe of action and thrills! From the moment you arrive, you'll be screaming at the top of your voice!

Twist, spin, flip, twirl and zoom around ferocious tracks, insanely high loops until the sun goes down.

Visit – www.altontowers.com for more information and family deals!

Enter ALTON TOWES and never want to leave!



The Ballistic Bouncing Boogie Ball!

Are you wondering why no one will come to your boring parties? Or are you panicking that they're flatter than a pancake?

Maybe you're fed up with sad-faced, grey-clothed people sat around looking miserable and not talking to each other. Maybe you're worried that your tiny collection of party songs are just too old-fashioned. Or, perhaps you're scared that your parties simply aren't bouncy enough for your super-cool, hip 'n' happening friends.

Either way, you need the Ballistic Bouncing Boogie Ball, right now!

It's the coolest disco ball around, and is guaranteed to make your parties come alive with the Boogie!


It has Multicoloured Rainbow Lights, Boogey Brilliance and Ballistic Bounce Mode.

How to buy

Buying your very own Ballistic Bouncing Boogie Ball is easy. You can go to any good party store or simply visit our website.

If you buy today, not only will you get £50 off the recommended retail price, but we will throw in a free bonus karaoke mode (worth £100), so that you and your friends can sing all night long!

Don't be snoozey, get the Boogie!



The Marvellous, Mighty, Monster Truck!

Children, are you fed up with your toys breaking?

Are you looking for a new fantastic unbreakable monster truck?

Well look no further, help is here with the indestructible, **Marvellous, Mighty, Monster Truck** here just for YOU!



The Mighty Monster truck is like no other truck that has ever been seen before!

It has an all-new exceptional and electrifying design! This toy for YOU; it will be a superb, special and sensational addition to YOUR toy collection!

The Mighty Monster truck has many breakthrough and breath-taking features including:

- It's mind-bogglingly huge wheels
- Remarkably responsive, smooth suspension.
- An everlasting body kit made out of robust rubber.

Let the Marvellous, Mighty, Monster Truck join your toy box today and you'll have the privilege of owning the most amazingly mind-blowing Monster Truck there ever will be!

The Mighty Monster Truck can be purchased from Toy world Ltd for the small price of just £199.99 from 2014.

Miss it! Miss out!

THE EGG-CELLENT EASTER CHICK

A-CHOC.

ARE YOU LOOKING FOR A SUPER SPECIAL EASTER GIFT?

Want to buy something eggs-tra special this Easter?

Well look no further, help is here with the amazing new, **EGG-CELLENT EASTER CHICK-A-CHOC** here just for YOU! The **EASTER CHICK-A-CHOC** is like no other gift that you have ever been given before!

Each **EASTER CHICK-A-CHOC** includes an all-new, deeply, delicious chocolaty recipe **AND** your very own adorable Easter chick that hatches out of a chocolate egg!

The **EASTER CHICK-A-CHOC** uses many breakthrough technologies including:

- **Chick-cam technology**
- **Remarkably cute, fluffy and silky smooth**
- **The taste of chocolate heaven**

The **EASTER CHICK-A-CHOC** can be purchased from Chocolate world Ltd for the small price of just £39.99

Get them while you can!



Come to Paris

Want to visit somewhere new? Some elegant with a rich cultural history? Then visit the amazing city of Paris!

Everything about the capital oozes elegance, from its world-famous landmarks and rich art history, to its fine dining and luxury fashion.

Discover iconic artefacts at the Musée du Louvre, enjoy a picnic lunch at Luxembourg Gardens, or fall in love while looking out over the city's moonlit landscape on top of the Eiffel Tower.

Once you have seen the sights and experienced the French cuisine treat yourself to some retail therapy and stroll along the Champs Elysees. Go for the sales though as the designer stores can be expensive and may only let you enter on invite basis only.

Check your local airport to see when planes are travelling to us.

Paris. Only a short flight away.



$$2 + 3 = 5$$

Maths- To describe position



25.01.2021


$6 + 7 = \square$

$4 + 7 = \square$

$15 - 5 = \square$

$6 + 9 + 2 = \square$

$52 - 10 = \square$



Write the time shown on each clock.

$\square - 9 = 5$

$35 + 5 + 5 = \square$

$46 + 8 = \square$

25.01.2021

Today we are learning to:

describe position



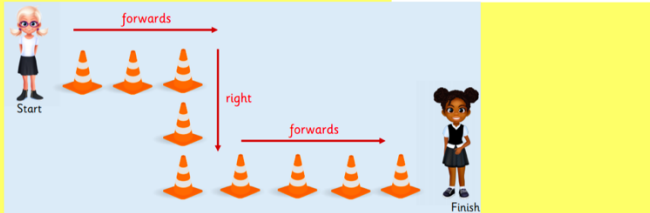
Success Criteria:

- I can give directions using left, right, forwards and backwards

- I can describe the position of objects and shapes

Can you create a route in the room using objects?

Describe the route to someone using the words 'left', 'right', 'forwards' and 'backwards'



left right forwards backwards

Describe Sunny's movements to get to the tree.



Describe Sunny's movements to get to the pool.



left right forwards backwards

★ Describe movement to get from the pool to the tree.

★ Describe movement to get from the house to the lighthouse.

Complete the sentences using 'left' and 'right' to describe the position of the coins.



The £1 coin is to the _____ of the 1p coin.

The 50p coin is to the _____ of the 1p coin.

The 2p coin is to the _____ of the 50p coin.

Spiderman is to the _____ of Spidergirl.
 Batgirl is to the _____ of Spidergirl.
 Superman is to the _____ of Spiderman.

Use the clues to colour the shapes.

- The square in the middle is yellow.
- The square on the right is blue.
- The shape up from the right square is red.
- The shape down from the squares is blue.
- The triangle to the left of the red circle is yellow.
- The three-sided shape up from the rectangle is red.
- The circle on the left is blue.

Date	25.1.2021
Subject/s	Maths
L.O	To describe position

Success criteria	I can give directions using the language 'left' 'right' 'forwards' and 'backwards'		
	I can describe the position of objects and shapes		
Support	Independent	Adult Support	Group

Fluency 1

Here are some shapes.

Use the words to complete the sentences.

left right

- The circle is to the _____ of the square.
- The pentagon is to the _____ of the triangle.
- The triangle is to the _____ of the circle.
- The square is to the _____ of the pentagon.

Fluency 2

Ron is playing at the park.

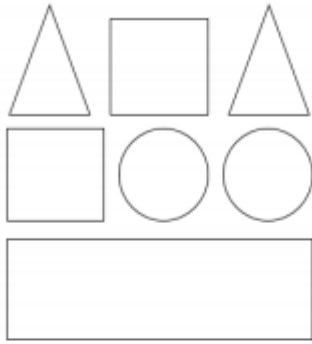
	roundabout	
swings	Ron	slide
	see-saw	

forwards backwards left right

- If Ron walks _____ he will get to the slide.
- If Ron walks to his _____ he will get to the see-saw.
- If Ron walks _____ he will get to the swings.

Reasoning and Problem solving

Use the clues to colour the shapes.



- The circle in the middle is blue.
- The circle on the right is red.
- The shape up from the right circle is green.
- The shape down from the circles is green.
- The square to the left of the green triangle is red.
- The four-sided shape up from the rectangle is blue.
- The triangle on the left is red.

Complete the sentences using 'left' and 'right' to describe the position of the coins.



- The £1 coin is to the _____ of the 1p coin.
The 50p coin is to the _____ of the 1p coin.
The 2p coin is to the _____ of the 50p coin.



Topic

Topic – Music: I wanna play in a band step 1 (on Charanga)

Last week, you were sent your username and password for Charanga on class dojo and a text. Click the link below and use those details to log on.

<https://derbyshire.charanga.com/site/log-in/>

You have been assigned the unit 'I wanna play in a band'. Click on the assignment seen below:

Click the first lesson called 'I wanna play in a band – step 1'

Assignments/Assignments/Helpful Hollies 20-21/assignments

charanga YUMU POINTS: 0 LOG OUT HELP

Home >

Assignments for Helpful Hollies 20-21

What to do: Click on the links below to complete the assignments from your teacher. [Don't show me this again](#)

Unit: I Wanna Play In A Band

I Wanna Play In A Band - Step 1	NEW	—
I Wanna Play In A Band - Step 2	NEW	—
I Wanna Play In A Band - Step 3	NEW	—
I Wanna Play In A Band - Step 4	NEW	—
I Wanna Play In A Band - Step 5	NEW	—
I Wanna Play In A Band - Step 6	NEW	—
I Wanna Play In A Band - Flexible Pathway	NEW	—

https://derbyshire.charanga.com/yumu/pupil_groups/160855-helpful-hollies-20-21/lessons/450681-i-wanna-play-in-a-band-step-1

Work through the activities on the right hand side.

450681 I Wanna Play In A Band

derbyshire.charanga.com/yumu/pupil_groups/160855-helpful-hollies-20-21/lessons/450681-i-wanna-play-in-a-band-step-1

What to do: Work through the activities in the menu on the right-hand-side. [Don't show me this again](#)

Step 1

[Back to the menu](#)

- Listen and Appraise - I Wanna Play In A Band
- Warm-up Games - I Wanna Play In A Band
- Flexible Games Track - I Wanna Play In A Band
- Learn to Sing the Song - I Wanna Play In A Band
- Perform the Song - I Wanna Play In A Band

https://derbyshire.charanga.com/yumu/pupil_groups/160855-helpful-hollies-20-21/lessons/450681-i-wanna-play-in-a-band-step-1#

Have fun and I look forward to seeing how you get on via class dojo.