








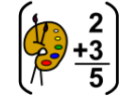



















Home learning

Tuesday 26th January 2021

Time table for your day

 Wake up Activity	 RWI	 SPaG	 English	 play	 break	 maths	 play	 break	 Topic	 story	 finished
---	--	---	--	---	--	--	---	--	--	--	---

 Wake up Activity	<p>Pick an activity to help wake yourself up and get ready for the day PE with Joe – https://www.youtube.com/user/thebodycoach1</p> <p>Cosmic yoga – https://www.youtube.com/user/CosmicKidsYoga/videos</p>	 The Body Coach TV 2.62M subscribers SUBSCRIBE	 Cosmic Kids Yoga 1.03M subscribers SUBSCRIBED									
 RWI   SPaG	<p>Play the video for your set and you will see, they know what to do!</p> <table border="1" style="width: 100%; text-align: center;"> <thead> <tr> <th style="width: 33%;">Set 1</th> <th style="width: 33%;">Set2</th> <th style="width: 33%;">Set3</th> </tr> </thead> <tbody> <tr> <td style="font-size: 2em;">f</td> <td style="font-size: 2em;">ee</td> <td style="font-size: 2em;">ire</td> </tr> <tr> <td>  https://youtu.be/kvaljXRT1oY Fred fingers https://www.youtube.com/watch?v=Ad8OOLakbek&feature=youtu.be </td> <td>  https://youtu.be/-anCt1oZ_KO Fred Fingers and Hold a sentence https://youtu.be/QfeX0ivGrXc </td> <td>  https://youtu.be/imWJU1CmULk Fred Fingers and Hold a sentence https://youtu.be/315b2kZ3Kc0 </td> </tr> </tbody> </table> <p>SPaG – To explain the meaning of words. To form nouns using -er. <i>See sheets below</i></p>			Set 1	Set2	Set3	f	ee	ire	 https://youtu.be/kvaljXRT1oY Fred fingers https://www.youtube.com/watch?v=Ad8OOLakbek&feature=youtu.be	 https://youtu.be/-anCt1oZ_KO Fred Fingers and Hold a sentence https://youtu.be/QfeX0ivGrXc	 https://youtu.be/imWJU1CmULk Fred Fingers and Hold a sentence https://youtu.be/315b2kZ3Kc0
Set 1	Set2	Set3										
f	ee	ire										
 https://youtu.be/kvaljXRT1oY Fred fingers https://www.youtube.com/watch?v=Ad8OOLakbek&feature=youtu.be	 https://youtu.be/-anCt1oZ_KO Fred Fingers and Hold a sentence https://youtu.be/QfeX0ivGrXc	 https://youtu.be/imWJU1CmULk Fred Fingers and Hold a sentence https://youtu.be/315b2kZ3Kc0										

English *See sheets below*

Have a break and play

Maths *See sheets below*

Have a break and play

Topic *See sheets below*

Story time
Reading – Read one of your favourite books to you parent/carer. If you have ran out of books, log on to your my on.co.uk and find a book from there! Ask your teacher on class dojo if you aren't sure of your username or password.
Story time - The flower <https://www.youtube.com/watch?v=KNZvgJ9spZ4&feature=youtu.be>

Hope you had a lovely day 😊



RWI

RWI



Practise handwriting

Down the stem and draw the leaves



Practise sound-writing




Have a read of the words in this book.

<https://www.oxfordowl.co.uk/api/interactives/29253.html>

Hands

Day 1



Practice reading these words.

push pull dig splash snip brush click
text chop pat bang drum clap

Ask children to read the root first and then the whole word with the suffix.

hand → hands thing → things

your

said

you

are

to

be

go

baby

Read story 1 -

<https://www.oxfordowl.co.uk/api/interactives/29268.html>

Answer these questions use the page numbers to help you.

p.11 (FF) What can hands do in sand?

p.12 (FF) What can hands do with scissors?

p.14 (FF) What can hands do with a spoon?

p.16 (FF) What can hands bang?

p.16 (HaT) Can you think of other things hands can do?

Light and Shadow

Day 1



Practice reading these words.

see stand check low high show cast
screen light

Ask children to say the syllables and then read the whole word.

mid|day shadow pup|pet

Ask children to read the root first and then the whole word with the suffix.

send → sends ray → rays block → blocked

all	want	some	what
they	do	was	call
be	she	we	her
so	old	like	I've

Read the story

<https://www.oxfordowl.co.uk/api/interactives/29309.html>

Answer these questions use the page numbers to help you.

- p.9** (FF) What is happening to light rays when we see a shadow?
- pp.12–13** (HaT) At 8 o'clock the shadow is long. Is the sun high or low in the sky?
- p.15** (FF) What can the shadows appear on in a shadow puppet show?
- p.16** (FF) What can you use to make a shadow puppet?

No Way!

Day 2



Practice words.

Story Green Words

Story Green Words are made up of sounds your child has already learnt.
This book contains the following green words:

strict fetch chucks brings
dripping chilly snuggles

one	watch	school	small
wall	were	brother	their
there	where	I'm	tall
any	saw	fall	

Read the story

<https://www.oxfordowl.co.uk/api/interactives/29266.html>

Hold a sentence 1.

Ted is good with cats, but not dogs. Cats are odd!

Tuesday 19th January

LO: To form nouns using -er.

Success Criteria:

- I can add -er to the end of a word.
- I can replace the 'y' with an 'i' and add -er.
- I can double the consonant and add -er.

What's The Noun



What is a verb?


What is a noun?

A verb is an action or a 'doing' word.
A noun is the name of something or someone.



Nouns

Verbs



walk run read
climber drummer
build swimmer
teacher

What do you notice about all these nouns?

Some nouns can be formed by adding the suffix -er to the end of verbs.

Making Nouns by Adding -er



When we change verbs into nouns, most of the time we can just add -er.

learn + er = **learner**
walk + er = **walker**
play + er = **player**

But sometimes it is trickier!

When the word ends in an 'e', we knock off the 'e' before adding -er:

drive → driv + er = **driver**
write → writ + er = **writer**

Making Nouns by Adding -er



Look carefully at these verbs. They end in a **vowel** and **one consonant**.

drum run swim

When a verb ends in a **vowel** and **one consonant**, we need to **double the last consonant** to keep the vowel sound short.

swim ← consonant
↑
short vowel sound

swim → swimm + er = **swimmer**
jog → jogg + er = **jogger**

Making Nouns by Adding -er






Look carefully at these verbs. They end in a **vowel** and **one consonant**.

drum run swim

When a verb ends in a **vowel** and **one consonant**, we need to **double the last consonant** to keep the vowel sound short.

swim ← consonant
↑
short vowel sound

swim → swimm + er = **swimmer**
jog → jogg + er = **jogger**

Date	Tuesday 26 th January		
Subject/s	SPaG		
Learning Objective	To form nouns using -er.		
			
Success Criteria ✓! 	I can add -er to the end of a word.		
	I can replace the 'y' with 'i' and then add -er.		
	I can double the consonant and add -er.		
Support	Independent	Adult Support	Groups

	Verb	Noun
a)	teach	teach <u>er</u>
b)	swim	swim_____
c)	build	build_____
d)	read	read_____
e)	climb	climb_____
Complete the table by writing the nouns.		
f)	dance	
g)	play	
h)	speak	
i)	ride	
k)	listen	
j)	drum	



English

English – To practice the story map

Tuesday 26th January 2021

What are we learning today?

To practice the story map.

- I can orally rehearse the story map



Persuasive Advert



English



Can we help?

Helpful Hollies and Lively Laurels
Firs Primary School
Raven Street
Derby
DE22 3WA

Dear Year 2,

It was a while ago now but thank you for learning my story and writing your own warning tales. It did stop the Big Bad wolf from eating anyone else and he eventually left the woods. No one has seen him in months now and the woods are back to being safe.


However, we have a new problem, people are now too scared to visit the Deep Dark wood because they think the wolf will eat them. It's very lonely and shops are having to shut because there is no one to buy the things they are selling.

Do you think you can help me to get people to come back to the woods?

Thank you

Little Red Riding Hood

Could we write a persuasive advert?



Persuasive advert



Persuasive Advert

Practise the story map.

Practise the text map in pairs



Hold a sentence relay.



We received a letter from Little Red riding hood wanting our help!

Helpful Hollies and Lively Laurels
Firs Primary School
Raven Street
Derby
DE22 3WA

Dear Year 2,

It was a while ago now but thank you for learning my story and writing your own warning tales. It did stop the Big Bad wolf from eating anyone else and he eventually left the woods. No one has seen him in months now and the woods are back to being safe.

However, we have a new problem, people are now too scared to visit the Deep Dark wood because they think the wolf will eat them. It's very lonely and shops are having to shut because there is no one to buy the things they are selling.

Do you think you can help me to get people to come back to the woods?

Thank you

Little Red Riding Hood

Practise reading the story map below.

The Deep Dark Wood

Are you bored of where you live? Do you want to explore somewhere new? Why not head straight to the Deep Dark Wood and enter a place full of wonder?

See the enchanting willow trees. Marvel at the unique footpaths. Don't miss the thrilling hidden cottages.



Take a stroll around the shimmering lake and get up close and personal with all the marvellous woodland creatures.

There is ample parking, many delicious restaurants where you can grab a bite to eat and great places to see.

Come by train, car or bus. Only 30 mins away from the junction 14 of the motorway!

Find us to find the wonder.

The Deep Dark wood



$$2 + 3 = 5$$

Maths- To describe position



26.01.202

$8 + 8 = \boxed{}$

$18 - 8 = \boxed{}$

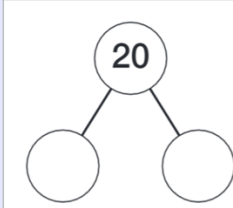
$80 - 60 = \boxed{}$

Write the time shown on each clock.



$16 + \boxed{} = 20$

$100 - 70 = \star$



26.01.202

Today we are learning to:

describe position



Success Criteria:

- I can describe position using directional language
- I can draw the position of shapes from different starting points



Think about where you are sitting in the classroom.
What can you see around you? Complete the table.

In front of me	Behind me	To the left of me	To the right of me



Find some objects and arrange them.

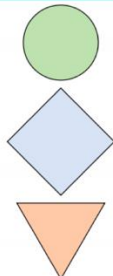
Use the words : **top, middle, bottom, above and below.**

Fill in the sentences.

The _____ is above the _____. The _____ is below the _____.
In between the _____ and the _____ is the _____.
Above the _____ are the _____ and the _____.
There is nothing between the _____ and the _____.



Explain it!




The square is in between the circle and the triangle.






Explain it!

How many different ways can you describe the position of the 20p coin?

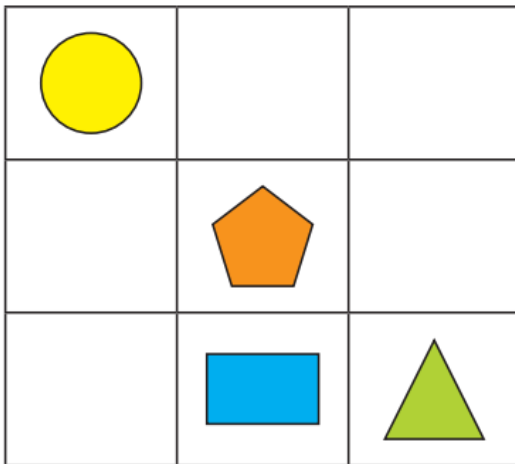


Date	26.1.2021
Subject/s	Maths
L.O 	To describe position

			
Success criteria 	I can describe position using directional language		
	I can draw the position of shapes and objects from different starting points		
	I can understand directional language to follow instructions		
Support	Independent	Adult Support	Group

Fluency 1

Draw shapes in the grid to match the sentences.



- There is a pentagon in the middle.
- There is a star to the right of the circle.
- There is a smiley face to the left of the rectangle.
- There is a heart above the triangle.
- There is a square below the circle.

Fluency 2

Sam has built a tower from purple and yellow cubes.



The top cube is purple and the bottom cube is yellow.

Which one is Sam's tower?



Colour the cubes to match the sentences.



- The top cube is blue.
- The bottom cube is red.
- The cube below the top one is green.
- The cube above the red one is yellow.
- The cube between the green and yellow cubes is purple.

Reasoning and Problem solving

The fish is in the bottom right.






Do you agree? Can you prove it?

Prove it!

How many different ways can you describe the position of the 2p coin?

Explain it!

Further Challenge

Whitney	 Jack	
		
		 Dora

Jack is directly above Alex.
 Eva is directly below Alex.
 _____ is to the right of Eva.
 There is no-one above Amir.
 What are the missing names?
 Add people to complete the grid and describe where they are.



Topic

Topic – PSHE: To explain how germs can be spread

Why is it important to wash your hands?

What Are Germs?

Washing your hands helps to remove germs. Germs are very, very tiny – they are so small we cannot see them.

Some germs can make us poorly. Washing our hands stops the germs from spreading or getting inside our bodies and making us feel ill.



When Should You Wash Your Hands?

It is important to wash your hands...

- before** eating
- before** touching food (e.g. cooking activities)
- after** going to the toilet
- after** blowing your nose, sneezing or coughing
- after** touching your pets or other animals
- after** playing outside
- after** playing with messy toys (e.g. playdough)



What are these posters used for?

CATCH IT

Germs spread easily. Always carry tissues and use them to catch your cough or sneeze.



BIN IT

Germs can live for several hours on tissues. Dispose of your tissue as soon as possible.



KILL IT

Hands can transfer germs to every surface you touch. Clean your hands as soon as you can.



Can you design your own poster to show how important it is to wash our hands?

Remember to make it eye catching and memorable

