



























# Home learning

## Wednesday 27th January 2021

### Time table for your day

 Wake up Activity	 RWI	 SPaG	 play	 break	 maths	 play	 break	 Topic	 story	 finished
---	--	---	---	--	--	---	--	--	--	---

 Wake up Activity	<p>Pick an activity to help wake yourself up and get ready for the day PE with Joe – <a href="https://www.youtube.com/user/thebodycoach1">https://www.youtube.com/user/thebodycoach1</a></p> <p>Cosmic yoga - <a href="https://www.youtube.com/user/CosmicKidsYoga/videos">https://www.youtube.com/user/CosmicKidsYoga/videos</a></p> <div style="display: flex; justify-content: space-around; align-items: center;"> <div style="text-align: center;">         The Body Coach TV        2.62M subscribers        SUBSCRIBE     </div> <div style="text-align: center;">         Cosmic Kids Yoga        1.03M subscribers        SUBSCRIBED     </div> </div>															
 RWI     SPaG	<p><b>Play the video for your set and you will see, they know what to do!</b></p> <table border="1" style="width: 100%; text-align: center;"> <thead> <tr> <th style="width: 33%;">Set 1</th> <th style="width: 33%;">Set2</th> <th style="width: 33%;">Set3</th> </tr> </thead> <tbody> <tr> <td style="font-size: 2em;">e e</td> <td style="font-size: 2em;">igh</td> <td style="font-size: 2em;">ear</td> </tr> <tr> <td></td> <td></td> <td></td> </tr> <tr> <td><a href="https://youtu.be/OwXA1EaA8m4">https://youtu.be/OwXA1EaA8m4</a></td> <td><a href="https://youtu.be/yFOvdL5DYWQ">https://youtu.be/yFOvdL5DYWQ</a></td> <td><a href="https://youtu.be/B3ko2qX7B18">https://youtu.be/B3ko2qX7B18</a></td> </tr> <tr> <td>Fred fingers <a href="https://youtu.be/82e_V_vXHwE">https://youtu.be/82e_V_vXHwE</a></td> <td>Fred Fingers and Hold a sentence <a href="https://youtu.be/eH4Lzwr_l6-0">https://youtu.be/eH4Lzwr_l6-0</a></td> <td>Fred Fingers and Hold a sentence <a href="https://youtu.be/7gqzE1Iqap0">https://youtu.be/7gqzE1Iqap0</a></td> </tr> </tbody> </table> <p><b>SPaG – To answer questions based on what has been read. To form nouns using -ness.. See sheets below</b></p>	Set 1	Set2	Set3	e e	igh	ear				<a href="https://youtu.be/OwXA1EaA8m4">https://youtu.be/OwXA1EaA8m4</a>	<a href="https://youtu.be/yFOvdL5DYWQ">https://youtu.be/yFOvdL5DYWQ</a>	<a href="https://youtu.be/B3ko2qX7B18">https://youtu.be/B3ko2qX7B18</a>	Fred fingers <a href="https://youtu.be/82e_V_vXHwE">https://youtu.be/82e_V_vXHwE</a>	Fred Fingers and Hold a sentence <a href="https://youtu.be/eH4Lzwr_l6-0">https://youtu.be/eH4Lzwr_l6-0</a>	Fred Fingers and Hold a sentence <a href="https://youtu.be/7gqzE1Iqap0">https://youtu.be/7gqzE1Iqap0</a>
Set 1	Set2	Set3														
e e	igh	ear														
																
<a href="https://youtu.be/OwXA1EaA8m4">https://youtu.be/OwXA1EaA8m4</a>	<a href="https://youtu.be/yFOvdL5DYWQ">https://youtu.be/yFOvdL5DYWQ</a>	<a href="https://youtu.be/B3ko2qX7B18">https://youtu.be/B3ko2qX7B18</a>														
Fred fingers <a href="https://youtu.be/82e_V_vXHwE">https://youtu.be/82e_V_vXHwE</a>	Fred Fingers and Hold a sentence <a href="https://youtu.be/eH4Lzwr_l6-0">https://youtu.be/eH4Lzwr_l6-0</a>	Fred Fingers and Hold a sentence <a href="https://youtu.be/7gqzE1Iqap0">https://youtu.be/7gqzE1Iqap0</a>														

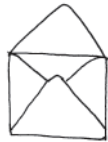

English	See sheets below
Have a break and play	
Maths	See sheets below
Have a break and play	
Topic	See sheets below
Story time	<p><b>Reading</b> – Read one of your favourite books to you parent/carer. If you have ran out of books, log on to your my.on.co.uk and find a book from there! Ask your teacher on class dojo if you aren't sure of your username or password.</p> <p><b>Story time</b> - The Gruffalo <a href="https://www.youtube.com/watch?v=pi-B1A4AsNM&amp;feature=youtu.be">https://www.youtube.com/watch?v=pi-B1A4AsNM&amp;feature=youtu.be</a></p>

Hope you had a lovely day 😊



RWI

RWI



Practise handwriting

Lift off the top and scoop out the egg



Practise sound-writing


e

Have a read of the words in this book.

<https://www.oxfordowl.co.uk/api/interactives/29253.html>

# Hands

Day 2



Practice reading these words.

push pull dig splash snip brush click  
text chop pat bang drum clap

*Ask children to read the root first and then the whole word with the suffix.*

hand → hands thing → things

your	said	you	are
to	be	go	baby

Read story 1 -

<https://www.oxfordowl.co.uk/api/interactives/29268.html>

Hold a sentence.

*Hands can do lots of things.*

-----

\_\_\_\_\_

\_\_\_\_\_

-----


\_\_\_\_\_

\_\_\_\_\_

-----

# Light and Shadow

Day 2



Practice reading these words.

see stand check low high show cast  
screen light

Ask children to say the syllables and then read the whole word.

mid|day shadow pup|pet

Ask children to read the root first and then the whole word with the suffix.

send → sends ray → rays block → blocked

all	want	some	what
they	do	was	call
be	she	we	her
so	old	like	I've

Read the story

<https://www.oxfordowl.co.uk/api/interactives/29309.html>

Hold a sentence.

*The puppets cast shadows on a screen and the children play.*

-----

-----

-----


-----

-----

-----

# No Way!

Day 3



Read the story

<https://www.oxfordowl.co.uk/api/interactives/29266.html>

Hold a sentence 2.

*Back in Ted's flat, it is chilly. Rex snuggles down for a nap.*

-----

\_\_\_\_\_

\_\_\_\_\_

-----

\_\_\_\_\_

\_\_\_\_\_

-----

## Grammar

Underline the **verb**. Remember a verb is a doing word.

1. Ted is relaxing in the sun with Rex and Jay.
2. 'Let's plat Fetch,' says Ted.
3. Rex jumps in, swims and fetched the stick.
4. Rex snuggles in his soft bed to nap.
5. Jay jumps up and snuggles on Ted's lap.

## Vocabulary.

Read the words in the box

sad	small	hard	last
-----	-------	------	------

Write the word that means the **opposite** of each word.

soft \_\_\_\_\_

first \_\_\_\_\_





Wednesday 27th January

LO: To form nouns using -ness.

Success Criteria:

- I can identify questions in a text.
- I can use a question mark in the correct place.
- I can write my own questions.

### Which Word Class?

What type of words are these?



happy



sad



forgetful



bright



sick



ill



clever



greedy

They are all adjectives.

### Which Word Class?

Adjectives describe something or someone.

Can you think of an appropriate adjective to describe the pictures below. Write your adjectives on your whiteboard.



### Making Nouns by Adding -ness

We can change some adjectives into nouns by adding a suffix.

What is a suffix?

A suffix is a group of letters that we can add to the end of words to change their meaning.

Can you remember any suffixes we have learned.

### Making Nouns by Adding -ness

To change the adjectives into nouns we can add the suffix...

-ness

A noun ending in 'ness' means the state of being. For example *Tiredness* is the state of being *tired*.

Tommy's **tiredness** was caused by his very late bedtime last night.

### Making Nouns by Adding -ness

Spelling rules for adding -ness.

Most of the time adding -ness is simple!

sad + ness = sadness  
tired + ness = tiredness

Can you add -ness to these words? Write your answers on your whiteboard.

quiet thoughtful rude bold

### Making Nouns by Adding -ness

Spelling rules for adding -ness.





Sometimes adding -ness can be trickier!

happy → happi + ness = happiness  
crazy → crazi + ness = craziness

When the adjectives end in a 'y', we usually change the 'y' to an 'i' and then add -ness.

Can you add -ness to these words? Write your answers on your whiteboard.

happy lonely shiny ready

Date	Wednesday 27 <sup>th</sup> January		
Subject/s	SPaG		
Learning Objective	To form nouns using -ness.		
			
Success Criteria	I can add -ness to the end of a word.		
 	I can replace 'y' with an 'i' and then add -ness.		
Support	Independent	Adult Support	Groups

1. Look at these adjectives, can you turn them into nouns by adding -ness?

Adjective	Noun
loud	
gentle	
soft	
thoughtful	
careless	
weightless	
quiet	
lonely	
ugly	

## Challenge

2. Choose the correct noun ending in -ness from above to complete these sentences.

Mum always enjoyed the \_\_\_\_\_ when the children had gone to school.

The \_\_\_\_\_ of the aeroplane engine was deafening.

The \_\_\_\_\_ of the blanket was amazing.

Trolls are known for their \_\_\_\_\_.

In space, astronauts experience \_\_\_\_\_.



$$2 + 3 = 5$$

# Maths- To describe movement



27.01.2021

Insert <, > or = to make these number sentences correct.

$7 + 8 \bigcirc 8 + 7$

$3 + 6 \bigcirc 2 + 7$

$3 + 6 \bigcirc 4 + 7$

$4 + 7 \bigcirc 2 + 6$

$23 + 35 = \star$

$59 + \square = 90$

$10 - 9 =$

$10 - 8 =$

$10 - 7 =$

$10 - 6 =$

$10 - 5 =$

$10 - 4 =$

$10 - 3 =$

$10 - 2 =$

$100 - 90 =$

$100 - 80 =$

$100 - 70 =$

$100 - 60 =$

$100 - 50 =$

$100 - 40 =$

$100 - 30 =$


$100 - 20 =$

27.01.2021

Today we are learning to:  
**describe movement**



Success Criteria:



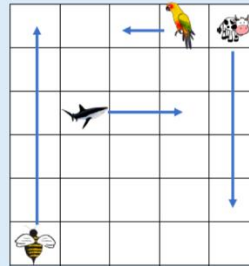
Stand so you're facing the whiteboard.

What's to your left? What's to your right? What's in front of you? What's behind you?

Now turn so you're facing the door.

What's to your left? What's to your right? What's in front of you? What's behind you?

Complete the stem sentences to describe the movements made.



The has moved 1 square .


The has move  squares .

The  has moved 2 squares right.

The  has moved  squares up.



Record these movements on the grid using arrows.





The moves 1 square forward.

The moves 3 squares down.

The moves 2 squares right.




The moves 4 squares up.




How many different routes can you write for the bee to get to the hive?


Use the words forwards, backwards, left and right.

Date	27.1.2021
Subject/s	Maths
L.O	To describe movement

Success criteria ✓! 	I can use words forwards, backwards, left, right, up, down to describe movement		
	I can record routes on a map		
Support	Independent	Adult Support	Group

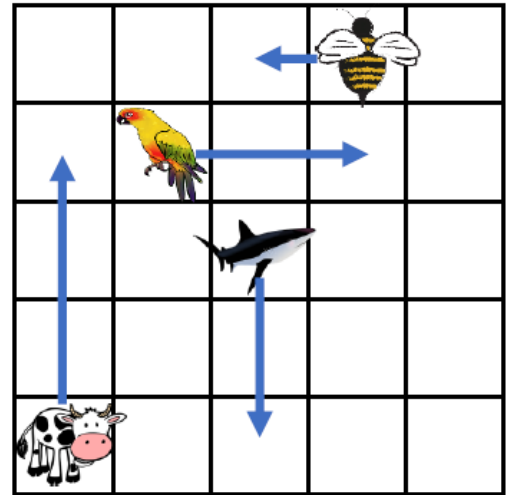
## Fluency 1

The  has moved 2 squares \_\_\_\_\_.

The  has moved \_\_\_\_\_ squares \_\_\_\_\_.

The \_\_\_\_\_ has moved 1 square left.


The \_\_\_\_\_ has moved \_\_\_\_\_ squares up.





## Fluency 2

The  moves 3 squares left.

The  moves 4 squares right.

The  moves 1 square up.

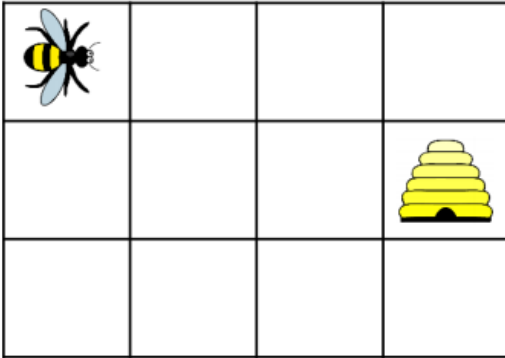
The  moves 2 squares down.






## Reasoning and Problem solving

How many different routes can you write for the bee to get to the hive?

Use the words forwards, backwards, left and right.



Annie, Teddy and Amir are moving on a grid.

 Teddy		cinema	school
 Annie			
 Amir		park	shop

- a) Draw an arrow to show Amir moving 2 squares forwards.  
Where does Amir end up? \_\_\_\_\_
- b) Draw arrows to show Annie moving 3 squares forwards and 2 squares left.  
Where does she end up? \_\_\_\_\_
- c) Teddy needs to get to the shop.  
How could he get there?



Topic

PE

## Join in with your PE lesson - Gymnastics

### Warm up



[https://www.youtube.com/watch?v=2qNuNk4ACcE&list=PLKhJdSKDkisYiuNWc3vyV33tFsz\\_uN4gX](https://www.youtube.com/watch?v=2qNuNk4ACcE&list=PLKhJdSKDkisYiuNWc3vyV33tFsz_uN4gX)

### Main lesson



[https://www.youtube.com/watch?v=XAv7yJsR2vs&list=PLKhJdSKDkisYiuNWc3vyV33tFsz\\_uN4gX&index=2](https://www.youtube.com/watch?v=XAv7yJsR2vs&list=PLKhJdSKDkisYiuNWc3vyV33tFsz_uN4gX&index=2)