








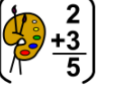

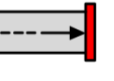

















Home learning

Friday 29th January 2021

Timetable for your day

 Wake up Activity	 RWI	 SPaG	 English	 play	 break	 maths	 play	 break	 Topic	 story	 finished
---	--	---	--	---	--	--	---	--	--	--	---

 Wake up Activity	<p>Pick an activity to help wake yourself up and get ready for the day PE with Joe – https://www.youtube.com/user/thebodycoach1</p> <div style="display: flex; justify-content: space-between; align-items: center;"> <div style="text-align: center;">  <small>The Body Coach TV 2.62M subscribers SUBSCRIBE</small> </div> <div style="text-align: center;">  <small>Cosmic Kids Yoga 1.03M subscribers SUBSCRIBED</small> </div> </div> <p>Cosmic yoga - https://www.youtube.com/user/CosmicKidsYoga/videos</p>												
 RWI   SPaG	<p>Play the video for your set and you will see, they know what to do!</p> <table border="1" style="width: 100%; text-align: center;"> <thead> <tr> <th style="width: 33%;">Set 1</th> <th style="width: 33%;">Set 2</th> <th style="width: 33%;">Set 3</th> </tr> </thead> <tbody> <tr> <td style="font-size: 2em;">h</td> <td style="font-size: 2em;">oo</td> <td style="font-size: 2em;">ea</td> </tr> <tr> <td>  https://youtu.be/HcbS15Cggew </td> <td>  https://youtu.be/IOJypabCZnU </td> <td>  https://youtu.be/LS8u75kZNxQ </td> </tr> <tr> <td>Fred Fingers https://youtu.be/pTDkSUu6JBO</td> <td>Fred Fingers and Hold a sentence https://youtu.be/5CQ40VmAWmg</td> <td>Fred Fingers and Hold a sentence https://youtu.be/NxwLBLtqLZE</td> </tr> </tbody> </table> <p style="text-align: center; border: 1px solid black; padding: 5px;">SPaG – To use capital letters correctly. Spelling test! See sheets below</p>	Set 1	Set 2	Set 3	h	oo	ea	 https://youtu.be/HcbS15Cggew	 https://youtu.be/IOJypabCZnU	 https://youtu.be/LS8u75kZNxQ	Fred Fingers https://youtu.be/pTDkSUu6JBO	Fred Fingers and Hold a sentence https://youtu.be/5CQ40VmAWmg	Fred Fingers and Hold a sentence https://youtu.be/NxwLBLtqLZE
Set 1	Set 2	Set 3											
h	oo	ea											
 https://youtu.be/HcbS15Cggew	 https://youtu.be/IOJypabCZnU	 https://youtu.be/LS8u75kZNxQ											
Fred Fingers https://youtu.be/pTDkSUu6JBO	Fred Fingers and Hold a sentence https://youtu.be/5CQ40VmAWmg	Fred Fingers and Hold a sentence https://youtu.be/NxwLBLtqLZE											

English [See sheets below](#)

Have a break and play

Maths [See sheets below](#)

Have a break and play

Topic [See sheets below](#)

Story time

Reading – Read one of your favourite books to you parent/carer. If you have ran out of books, log on to your myon.co.uk and find a book from there! Ask your teacher on class dojo if you aren't sure of your username or password.

Story time - Elmer and the stranger <https://www.youtube.com/watch?v=rWjCBlwewFM&feature=youtu.be>

Hope you had a lovely day 😊



RWI

RWI



h h



Practise handwriting

Down the head to the hooves and over his back

h h h h h

Practise sound-writing


h

Have a read of the words in this book.

<https://www.oxfordowl.co.uk/api/interactives/29253.html>

Will's Net

Day 1



Practice reading these words.

Will cub from pond back ran
trap net crept rip help whizz

your	said	you	are
to	be	go	baby

Read story 1 -

<https://www.oxfordowl.co.uk/api/interactives/29304.html>

Answer these questions use the page numbers to help you.

p.8 (HaT) How did Will feel about the cub catching a fish in his pond?
(Look at the picture to help: pleased/cross/furious.)

p.9 (FF) What did the cub do?

p.10 (FF) What did Will decide to do?
How did Will get back to the pond?

p.11 (HaT) How did Will feel when the cub ripped through the net?

pp.12-13 (FF) What did he do?

Baboons

Day 1



Practice reading these words.

Read in Fred Talk (pure sounds).

soon zoo too room baboon roots
shoots sleep high daylight live

Read in syllables.

in`fant → infant Af`ri`ca → Africa hun`dred → hundred
a`dult → adult an`i`mal → animal

Read the root word first and then with the ending.

troop → troops groom → grooming stress → stressed

all	want	some	what
they	do	was	call
be	she	we	her
so	old	like	I've

Read the story

https://www.oxfordowl.co.uk/api/digital_books/1211.html

Answer these questions use the page numbers to help you.

- Page 9: FIND IT *Where do baboons come from?*
Page 10: FIND IT *What sort of groups do baboons live in?*
Page 13: FIND IT *What do baboons eat?*
Page 14: FIND IT *Where do baboons sleep?*
Page 16: PROVE IT *Why do you think baboons might get stressed in a zoo?*



SPaG – To use capital letters correctly.

Date given: 25.1.2021

Date tested: 29.1.2021

Adding -ing, -ed, -er, -est and -y to words ending in -e with a consonant before it.

Friday 29th January

LO: To use capital letters correctly.

Success Criteria:

- I can use a capital letter at the beginning of a sentence.
- I can use a capital letter for a proper noun.

Can you sort these words into two groups?

Wednesday	January
chair	dog
cow	England
Hayley	egg
Asda	dust
flower	Derby

How have you sorted them?

Getting Started

What is a **noun**?

A noun is a naming word. They are used to identify a person, place, object, animal or idea. There are several different types of noun; we most commonly use 'common nouns'.

So, what is a **common noun**?

Common nouns are the general names for people, places, objects or animals. For example:



Getting Started

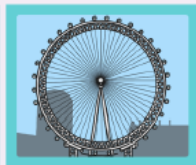
Proper nouns are different in that they name a **specific place, object or person**. They should also always start with a **capital letter**.



Sydney



Roald Dahl



London Eye

Months of the year, days of the week, some religious events and brand names are also considered to be **proper nouns**.



English


English – To deepen my understanding of the text

Friday 29th January 2021

What are we learning today?

To deepen my understanding of the text.

- I can read the text and find all the attractions.
- I can draw the Deep Dark wood with all the attractions that will make people want to go back.



Persuasive advert



Practise the story map.

From the text map highlight the main features that we need to draw in the deep dark wood.

See the **enchanting willow trees**. Marvel at the unique footpaths. Don't miss the thrilling hidden cottages.

Take a stroll around the shimmering lake and get up close and personal with all the marvellous woodland creatures.

There is ample parking, many delicious restaurants where you can grab a bite to eat and great places to see.

Come by train, car or bus. Only 30 mins away from the junction 14 of the motorway!

Draw a map of the Deep Dark Wood

Features to include:



Example map



What is **Boastful language**?

Boastful words are adjectives that are used to make something seem better and more important than it is.



Can you think of any Boastful Language?



Can you use boastful language?

Make sure you re-read the sentence to make sure it makes sense.
















Superb	enchanting	wonderful	unbeatable	unique
marvellous	thrilling	exciting	magnificent	extraordinary



For Sale

An _____ opportunity to buy a _____, _____ school. This _____ build would make a _____ setting for 6 flats, a _____ shopping centre and a _____ railway.

Date	Friday 29 th January 2021
Subject/s	English – Persuasive Advert
Learning Objective	To deepen my understanding of the text.



			
Success Criteria  	I can read the text and highlight all the attractions.    +  		
	I can draw the Deep Dark Wood showing all the attractions from the text.      		
Support	Independent	Adult Support	Groups

Draw a map of the Deep Dark wood showing all the attractions.



Date	Friday 29 th January 2021
Subject/s	English – Persuasive Advert
Learning Objective	To use boastful language for effect



Success Criteria  	I can read the text		
	I can pick a boastful word to fit into the sentence		
	I can re-read the sentence to make sure it makes sense.		
Support	Independent	Adult Support	Groups

For Sale

An _____ opportunity to buy this _____ house. This _____ building is perfect for people who like _____ spaces. It is the _____ place for any family. The _____ garden and _____ car parking is a _____ bonus. It comes complete with a _____ fireplace that money just can't buy. The _____ price means that it won't be up for sale for long.

magnificent	divine	exciting	amazing
fantastic	superb	thrilling	unique

$2+3=5$

Maths- To describe movement and turns



29.01.2021

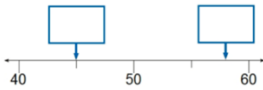
$43 + 38 = \square$

$50 - \square = 10$

$36 + 24 = \square$

$\square + 5 = 9$

Write the correct number in each box.



$4 + 2 = \square$

$5 + 7 = \square$

$19 - 9 = \square$

$46 - 11 = \square$

$17 - 6 = \square$

29.01.2021

Today we are learning to:
describe movement and turns



Success Criteria:

-

Match the turn to the description



A full turn.



A quarter turn clockwise



A half turn anticlockwise

Describe how the object has turned each time.



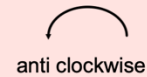
The ice cream has made a turn .



The ice cream has made a turn .



The ice cream has made a turn .




anti clockwise



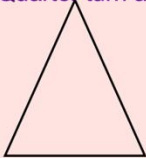
clockwise

Draw these shapes after each turn

Half turn clockwise



Quarter turn anti-clockwise

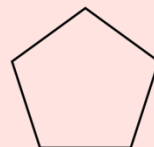



Draw these shapes after each turn




three quarter turn clockwise

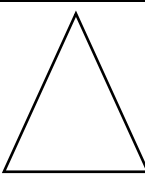
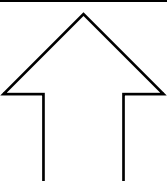
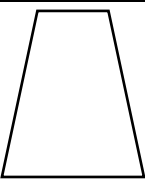










full turn anti-clockwise



Date	29.1.2021
Subject/s	Maths
L.O 	To describe turns

Success criteria 	I can draw shapes after a turn		
	I can describe a turn (full, half, quarter or three quarter)		
	I can say if the turn is clockwise or anti clockwise		
Support	Independent	Adult Support	Group


Fluency 1 - Draw these shapes after they have turned			
Quarter turn clock wise		Quarter turn anti-clockwise	
Full turn clockwise		Half turn clockwise	

Fluency 2	
<p>Match the picture to the turn.</p> <div style="display: flex; justify-content: space-around;"> <div style="border: 1px solid black; padding: 5px;">  </div> <div style="border: 1px solid black; padding: 5px;">full turn</div> </div> <div style="display: flex; justify-content: space-around; margin-top: 20px;"> <div style="border: 1px solid black; padding: 5px;">  </div> <div style="border: 1px solid black; padding: 5px;">half turn</div> </div> <div style="display: flex; justify-content: space-around; margin-top: 20px;"> <div style="border: 1px solid black; padding: 5px;">  </div> <div style="border: 1px solid black; padding: 5px;">quarter turn</div> </div>	<p>Match the picture to the turn.</p> <div style="display: flex; justify-content: space-around;"> <div style="border: 1px solid black; padding: 5px;">  </div> <div style="border: 1px solid black; padding: 5px;">quarter turn clockwise</div> </div> <div style="display: flex; justify-content: space-around; margin-top: 20px;"> <div style="border: 1px solid black; padding: 5px;">  </div> <div style="border: 1px solid black; padding: 5px;">quarter turn anticlockwise</div> </div> <div style="display: flex; justify-content: space-around; margin-top: 20px;"> <div style="border: 1px solid black; padding: 5px;">  </div> <div style="border: 1px solid black; padding: 5px;">three-quarter turn clockwise</div> </div> <div style="display: flex; justify-content: space-around; margin-top: 20px;"> <div style="border: 1px solid black; padding: 5px;">  </div> <div style="border: 1px solid black; padding: 5px;">three-quarter turn anticlockwise</div> </div>

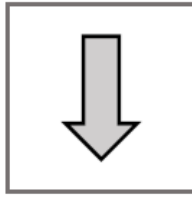
Reasoning and Problem solving

The arrow is turned.

Before:



After:



This is a whole turn

This is a half turn



Explain what is the same and what is different about the turns made by the ladybirds.



Before



After



Before



After

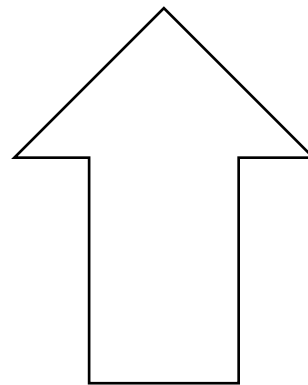

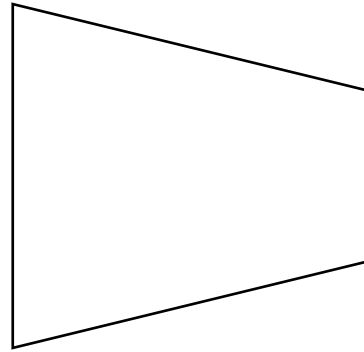
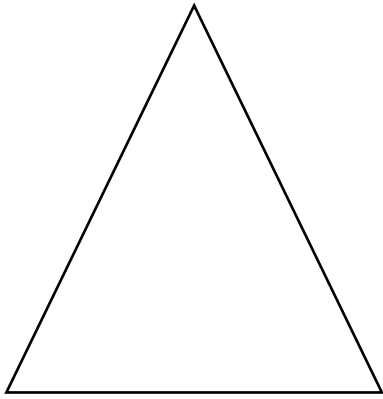


Always, sometimes, never.

A quarter turn clockwise is the same as a three quarter turn anti clockwise.




Shapes for fluency 1



Further Challenge

There are 4 different ways to draw this grid after it has been turned.

Prove it!



How many different ways can you turn the grid to create its different positions?

Can you use 2 different turns to create a position?





Topic

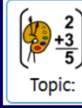
Topic – To Design a purposeful, functional and appealing product.

Friday 29th January 2021

What are we learning today?

To design a purposeful, functional and appealing product.

- I can design a street sign based on design criteria
- I can label my sign
- I can write the material and colours I will use



Topic:



Design and Technology



What is a road sign?

Blue signs normally tell you what you must do.

Red signs normally give a warning or tells you the maximum speed.



Imagine if someone has never planted seeds before.

What was our method?

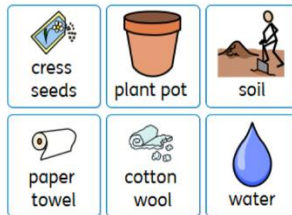
How did we plant the cress seeds?

seeds?

What did we need to

conduct our

experiment?



ROAD SIGNS

Signs giving orders
Blue circular signs usually tell you what you must do.
Red circular signs usually tell you what you must not do.

Signs giving warnings

Signs giving information

Guess the road sign!



What colour will your sign be?
Remember it needs to be eye-catching!




Will your sign be a warning or will it tell someone what to do?

You are going to design your own road sign.

What shape will your sign be?

What symbol will be on your sign?

Will your sign have any writing on it?






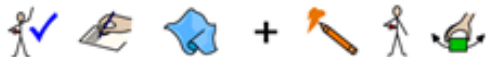
Date	Friday 29th January		
Subject/s	Topic: Design and Technology		
	To design a purposeful, functional and appealing product		
Success	I can design a street sign based on design criteria		
Criteria	I can label my sign		
	I can write the materials and colours I will use		
Support	Independent + Adult Support + Groups		

My street sign

Materials I will need:

Colours I will use:



Date	Friday 29th January		
Subject/s	Topic: Design and Technology		
	To design a purposeful, functional and appealing product		
Success Criteria ✓! 📄	I can design a street sign based on design criteria 		
	I can label my sign 		
	I can write the materials and colours I will use 		
Support	Independent	Adult Support	Groups

Materials I will need:

My street sign

Colours I will use:
