





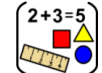


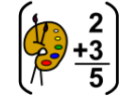










Home learning

Friday 8th January 2021

Time table for your day

 Wake up Activity	 RWI  SPaG	 English	 play  break	 maths	 play  break	 Topic	 story	 finished
---	---	--	---	--	---	--	--	---

 Wake up Activity	<p>Pick an activity to help wake yourself up and get ready for the day PE with Joe - https://www.youtube.com/user/thebodycoach1</p> <p>Cosmic yoga - https://www.youtube.com/user/CosmicKidsYoga/videos</p>	 The Body Coach TV 2.62M subscribers SUBSCRIBE	 Cosmic Kids Yoga 1.03M subscribers SUBSCRIBED												
 RWI   SPaG	<p>Play the video for your set and you will see, they know what to do!</p> <table border="1" style="width: 100%; text-align: center;"> <thead> <tr> <th style="width: 33%;">Set 1</th> <th style="width: 33%;">Set2</th> <th style="width: 33%;">Set3</th> </tr> </thead> <tbody> <tr> <td style="font-size: 2em;">s S</td> <td style="font-size: 2em;">igh</td> <td style="font-size: 2em;">a-e</td> </tr> <tr> <td>https://youtu.be/IC1UaB_QDY4</td> <td>https://youtu.be/yFOvdL5DYWQ</td> <td>https://youtu.be/rxYKmNLLKG8</td> </tr> <tr> <td></td> <td>Fred Fingers and Hold a sentence https://youtu.be/eH4Lzw_l6-0</td> <td>Fred Fingers and Hold a sentence https://youtu.be/Frn7RO5b4ic</td> </tr> </tbody> </table> <p>SPaG - See sheets below</p> <p>To answer questions based on what has been read</p>			Set 1	Set2	Set3	s S	igh	a-e	https://youtu.be/IC1UaB_QDY4	https://youtu.be/yFOvdL5DYWQ	https://youtu.be/rxYKmNLLKG8		Fred Fingers and Hold a sentence https://youtu.be/eH4Lzw_l6-0	Fred Fingers and Hold a sentence https://youtu.be/Frn7RO5b4ic
Set 1	Set2	Set3													
s S	igh	a-e													
https://youtu.be/IC1UaB_QDY4	https://youtu.be/yFOvdL5DYWQ	https://youtu.be/rxYKmNLLKG8													
	Fred Fingers and Hold a sentence https://youtu.be/eH4Lzw_l6-0	Fred Fingers and Hold a sentence https://youtu.be/Frn7RO5b4ic													

English	To discuss and understand the meaning of words <i>See sheets below</i>
Have a break and play	
Maths	To count vertices on a 2D shape- <i>See sheets below</i>
Have a break and play	
Topic	To walk around and investigate your local area <i>See sheets below</i>
Story time	Reading - Read one of your favourite books to you parent/carer. If you have ran out of books, log on to your myon.co.uk and find a book from there! Ask your teacher on class dojo if you aren't sure of your username or password. Story time - https://www.youtube.com/watch?v=k7m-2zf56og&feature=youtu.be

Hope you had a lovely day 😊



SpaG – To answer questions based on what has been read

Date	Friday 8 th January
Subject/s	SpaG – Reading comprehension
Learning Objective	To answer questions based on what has been read

		Self-Assessment	Teacher Assessment
 Success Criteria	I can use clues in the text to find answers.		
	I can make inferences		
	I can write my answer in full sentences		
Support	Independent	Adult Support ()	



I 1. Why was Lily having trouble falling asleep?

2. *"Oh-my-goodness!" Lily shrieked.*

Why did Lily shriek?

3. *"Lily..."*

Lily thought she heard someone, so she opened her eyes.

Who do you think said Lily's name?

4. How do you know Lily was excited when she woke up? Give two examples.

5. How can you tell that Lily was excited in the morning?

6. Why might the little creature have looked like a tiny princess?

The text implies that...	True	False
Lily did not believe in the tooth fairy.		✓
Lily never expected to meet the tooth fairy.		
Lily received money for her tooth.		
The tooth fairy wanted Lily to buy a Choccy-Choc-Choc bar.		
The tooth fairy knows that Lily thanked her.		

7.



English

English – To discuss and understand the meaning of words

Madagascar

- Country in East Africa



visited

- Going somewhere



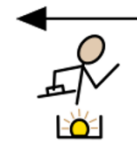
Meerkat

The meerkat (*Suricata suricatta*) or suricate is a small mongoose found in southern Africa. It is characterised by a broad head, large eyes, a pointed snout, long legs, a thin tapering tail, and a brindled coat pattern.



discovered

- Finding something



afraid

- feeling fear or anxiety; frightened



Kalahari desert

The Kalahari Desert is a large semi-arid sandy savannah in Southern Africa extending for 900,000 square kilometres, covering much of Botswana, and parts of Namibia and South Africa.




suitcase











- a case with a handle and a hinged lid, used for carrying clothes and other personal possessions.

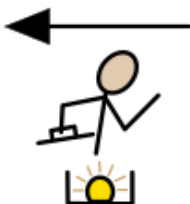


note

- written message



Date	Friday 8 th January		
Subject/s	English		
L.O	To discuss and understand the meaning of words.		
			
Success Criteria 	I can read the word.   		
	I can match the word to the picture.    		
Support	Independent	Adult Support	Groups



Meerkat

Kalahari
desert

suitcase

visited

Madagascar

discovered



$$2 + 3 = 5$$

Maths- To count vertices on a 2D shape



8.01.2021

$$3 + 2 =$$

$$2 + 4 =$$

$$4 + 4 =$$

$$5 + 2 =$$

$$7 + 3 =$$

$$8 + 2 =$$

$$1 + _ = 10$$

$$3 + _ = 10$$

$$_ + 7 = 10$$

$$8 + _ = 10$$

$$2 + _ = 9$$

$$1 + _ = 6$$

$$23 + 12 =$$

$$54 + 13 =$$

$$52 + 43 =$$

$$13 + 72 =$$

$$67 + 12 =$$

$$34 + 45 =$$

[Extend Page](#)

8.01.2021

Today we are learning to:
count vertices on 2D shapes



Success Criteria:

- I can name 2D shapes
- I can identify a vertices on a 2D shape
- I can count vertices on a 2D shape

[Extend Page](#)



Match the shape to the correct number of vertices.

5 Vertices

4 Vertices

3 Vertices



[Extend Page](#)



Jessica says:



My shape has 4 vertices.

What shape could she have?


[Extend Page](#)



Put these shapes in order based upon the number of vertices they have.



[Extend Page](#)



Rosie is making a pattern out of shapes.


a) How many vertices are in each term of her pattern?






b) What do you notice?

c) How many vertices will the next term have?






[Extend Page](#)

Date	8.1.2021
Subject/s	Maths
L.O 	To count vertices on 2D shapes


	

Success criteria 	I can recognise and name 2D shapes		
	I can identify vertices on 2D shapes		
	I can count the vertices on a 2D shape		
Support	Independent	Adult Support	Group





Fluency 1

Name	Shape	Number of sides	Number of vertices
			
			
			
			
			

Reasoning and Problem solving



How many vertices does each shape have?

	<input type="text"/>		<input type="text"/>
	<input type="text"/>		<input type="text"/>



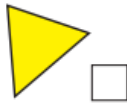
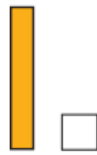
My shape has more vertices than a triangle, but fewer than a hexagon.

What shape could Ron have? _____

Compare answers with a partner.



Tick the shapes with 4 vertices.



Put these shapes in order based upon the number of vertices they have.



Further Challenge

Which shape has more vertices?

	Number of vertices
2 squares	
4 triangles	
2 pentagons	


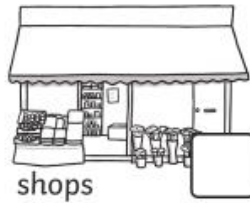
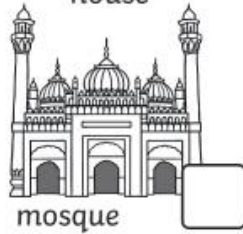


Topic

Topic – To walk around and investigate your local area

Go for a walk around your local area.

What can you find?



What other things did you see?