



























Home learning

Wednesday 13th January 2021

Time table for your day

 Wake up Activity	 RWI	 SPaG	 play	 break	 maths	 play	 break	 Topic	 story	 finished
---	---	--	--	---	--	--	---	---	---	--

 Wake up Activity	Pick an activity to help wake yourself up and get ready for the day PE with Joe - https://www.youtube.com/user/thebodycoach1	 The Body Coach TV 2.62M subscribers SUBSCRIBE	 Cosmic Kids Yoga 1.03M subscribers SUBSCRIBED
	Cosmic yoga - https://www.youtube.com/user/CosmicKidsYoga/videos		

RWI or SPaG  RWI   SPaG	<p>Play the video for your set and you will see, they know what to do!</p> <table border="1" style="width: 100%; text-align: center;"> <thead> <tr> <th style="width: 33%;">Set 1</th> <th style="width: 33%;">Set 2</th> <th style="width: 33%;">Set 3</th> </tr> </thead> <tbody> <tr> <td style="font-size: 2em;">i</td> <td style="font-size: 2em;">oo</td> <td style="font-size: 2em;">u-e</td> </tr> <tr> <td></td> <td></td> <td></td> </tr> <tr> <td>https://youtu.be/qQ67lPEz6Z4</td> <td>https://youtu.be/aqPEeWFjk10</td> <td>https://youtu.be/ynK65vpKDkw</td> </tr> <tr> <td></td> <td>Fred Fingers and Hold a sentence https://youtu.be/OSXlxmaLM4Y</td> <td>Fred Fingers and Hold a sentence https://youtu.be/IHqu4iCANik</td> </tr> </tbody> </table> <p>SPaG – See sheets below</p> <p>To use subordinating conjunctions. To answer questions based on what has been read.</p>	Set 1	Set 2	Set 3	i	oo	u-e				https://youtu.be/qQ67lPEz6Z4	https://youtu.be/aqPEeWFjk10	https://youtu.be/ynK65vpKDkw		Fred Fingers and Hold a sentence https://youtu.be/OSXlxmaLM4Y	Fred Fingers and Hold a sentence https://youtu.be/IHqu4iCANik
Set 1	Set 2	Set 3														
i	oo	u-e														
																
https://youtu.be/qQ67lPEz6Z4	https://youtu.be/aqPEeWFjk10	https://youtu.be/ynK65vpKDkw														
	Fred Fingers and Hold a sentence https://youtu.be/OSXlxmaLM4Y	Fred Fingers and Hold a sentence https://youtu.be/IHqu4iCANik														

Have a break and play

Maths	To sort 2D shapes See sheets below
-------	--

Have a break and play

Topic	To observe plants See sheets below
-------	--

Story time	Reading – Read one of your favourite books to you parent/carer. If you have ran out of books, log on to your my.on.co.uk and find a book from there! Ask your teacher on class dojo if you aren't sure of your username or password. Story time - Tyrannosaurus Drip https://www.youtube.com/watch?v=-4EDRxPzZLk&feature=youtu.be
------------	---

Hope you had a lovely day 😊



RWI

RWI

Set 1



Practise handwriting

Down the body, dot for the head



Practise sound-writing




This Week's Green Reading Book – Let's go!

Link: https://www.oxfordowl.co.uk/api/digital_books/1320.html

Book Sounds: Set 2


Speed Sounds Sheets: ir, ou, oy



Set 2

Speed Sounds Set 2

oo



Practise reading

took

look

book

shook

cook

foot

This Week's Pink Reading Book – The big match

Link: <https://www.oxfordowl.co.uk/api/interactives/26341.html>

Book Sounds: Set 2

Speed Sounds Sheets: ar, or, air




Set 3

Speed Sounds Set 3

oo

ū-e



oo



ū-e

Practise reading

oo too oo zoo oo food

oo pool oo moon oo spoon

ū-e tune ū-e rude ū-e huge

ū-e brute ū-e use ū-e June

This Week's Yellow Reading Book – A sweetcorn salad

Link: https://www.oxfordowl.co.uk/api/digital_books/1166.html

Book Sounds: Set 3

Speed Sounds Sheets: or aw, air are, ir ur



What is a subordinating conjunction?

Can you remember an example?

Sometime we want to add more information to our sentences. This information is extra and not as important as our main clause.







The girl was upset **because** her football team lost.

Practise

1. The sentences below have been chopped up. Can you match the beginning of the sentence with its ending? The first one has been done for you.

Dad washed the car because	it was very dirty.
Gran said that Wali could have some chocolate cake if	she had won the spelling competition
I will be able to drive when	he ate all of his dinner
Ashanti read the book that	she had borrowed from the library
Leighton was going to play on his computer when	he got home from school
Leah was pleased because	I am older

Date	Wednesday 13 th January		
Subject/s	SPaG		
Learning Objective 	To use subordinating conjunctions.		
			
Success Criteria 	I can look at the subordinating conjunction and complete the sentence.		
	I can choose a subordinating conjunction and complete the sentence.		
	I can read my sentence to check it makes sense.		
Support	Independent	Adult Support	Groups

Look at the subordinating conjunction and complete the sentence

- Ashton read a book **that** _____
- Miss Sheldon said you could go out to play **if** _____
- I like sweets **because** _____

Choose a subordinating conjunction and complete the sentence

- Sam was pleased _____
- I felt happy _____
- Harvey can play on his computer _____

$2+3=5$

Maths- To sort 2D shapes



13.01.2021

13.01.2021

$1 + _ = 10$

$2 + _ = 10$

$3 + _ = 10$

$5 + _ = 10$

$6 + _ = 10$

$_ + 2 = 10$

$13 + _ = 20$

$15 + _ = 20$

$11 + _ = 20$

$19 + _ = 20$

$18 + _ = 20$

$17 + _ = 20$

$30 + _ = 100$

$60 + _ = 100$

$50 + _ = 100$


$10 + _ = 100$

$90 + _ = 100$

$70 + _ = 100$

Today we are learning to:

sort 2D shapes

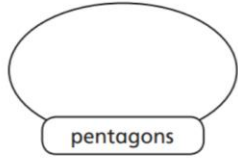
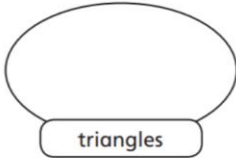


Success Criteria:

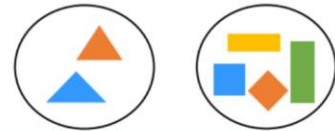
- I can name and describe 2D shapes
- I can sort shapes depending on the categories
- I can sort shapes into a venn diagram



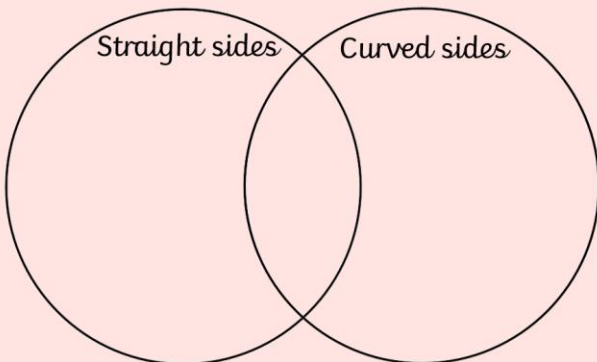
1 Draw lines to sort the shapes into groups.



How have the shapes been sorted?



Which shapes can go in each category?






Whitney sorted her shapes by the number of sides. What shapes could belong to each group?


4 sides	Not 4 sides

How else can we sort 2D shapes?
What categories could we have?

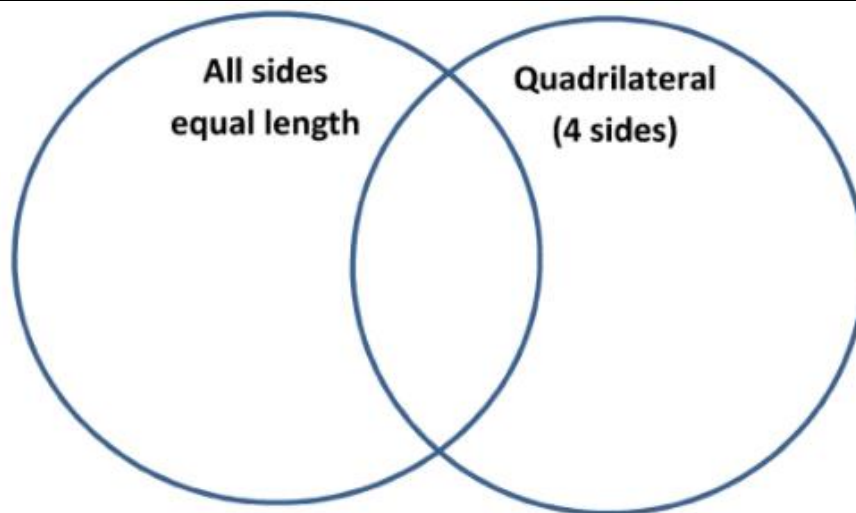


Date	13.1.2021
Subject/s	Maths
L.O 	To sort 2D shapes

Success criteria 	I can name and describe 2D shapes		
	I can sort shapes depending on the titles		
	I can sort shapes into a venn diagram		
Support	Independent	Adult Support	Group

Fluency 1



Fluency 2 – Can you choose your own way to sort 2D shapes?

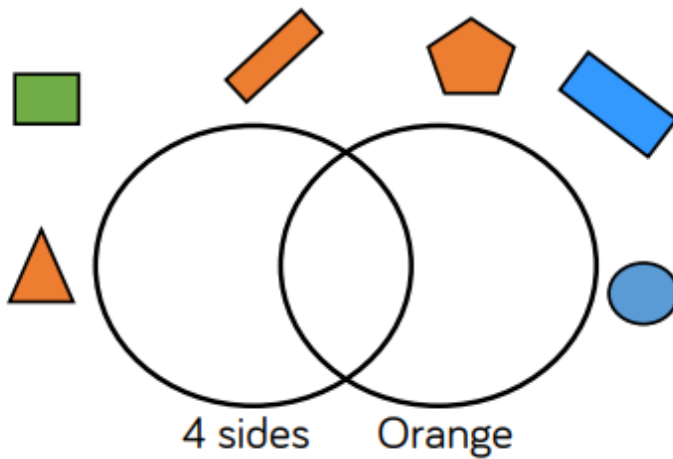
Reasoning and Problem solving

Ron sorted the shapes in order of the number of sides. Has he ordered them correctly?

Explain why.

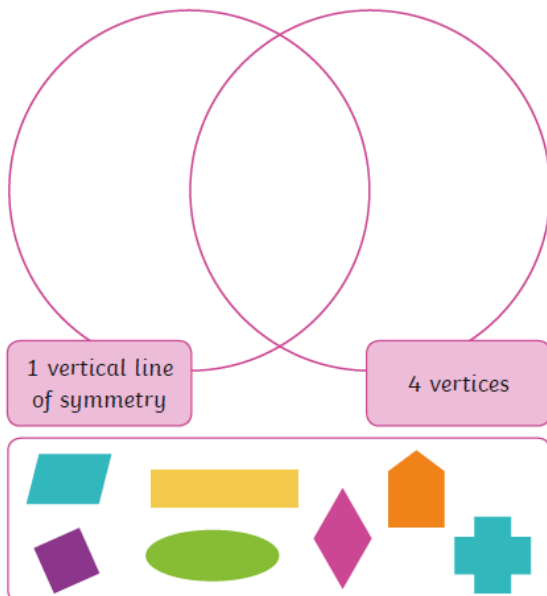


Where should these shapes go in the Venn diagram?



Further Challenge

Sort these 2D shapes using the Venn diagram.





Topic

Topic – To observe plants

We going to be learning about... **Plants.**



Plants: Wild Plants

Here are some common plants that grow wild. Do you know what any of them are called?




Plants: Garden Plants

common plants that people grow in gardens. Do you know what any of them are called?



Plants: Trees

Trees are a kind of plant. Here are some common trees.



Parts of a Flowering Plant and parts of a tree

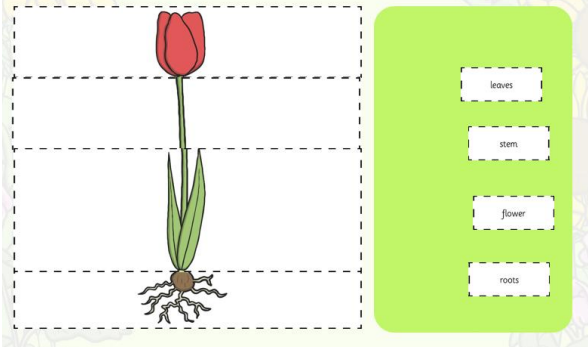
What do you know about the parts of plants?

On your marks...
Get set...
GO!


00:00



Parts of a Flowering Plant



Parts of a Tree



Observing Plants

We are going on an outside walk to see what plants and trees we can find.



