




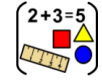


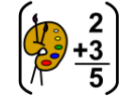


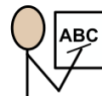


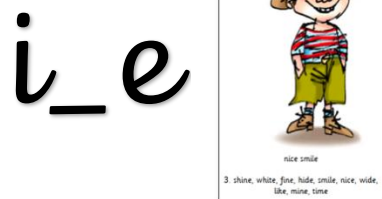








Home learning

Wednesday 3rd February 2021

Timetable for your day

 Wake up Activity	 RWI	 SPaG	 play  break	 maths	 play  break	 Topic	 story	 finished
---	--	---	---	--	---	--	--	---

 Wake up Activity	<p>Pick an activity to help wake yourself up and get ready for the day PE with Joe – https://www.youtube.com/user/thebodycoach1</p> <p>Cosmic yoga - https://www.youtube.com/user/CosmicKidsYoga/videos</p>	 The Body Coach TV 2.62M subscribers SUBSCRIBE	 Cosmic Kids Yoga 1.03M subscribers SUBSCRIBED									
 RWI   SPaG	<p>Play the video for your set and you will see, they know what to do!</p> <table border="1" style="width: 100%; text-align: center;"> <thead> <tr> <th style="width: 33%;">Set 1</th> <th style="width: 33%;">Set2</th> <th style="width: 33%;">Set3</th> </tr> </thead> <tbody> <tr> <td>  https://www.youtube.com/watch?v=uMgTh7Mw150 </td> <td>  https://youtu.be/FnAQ3Mzwb4 </td> <td>  https://youtu.be/uG-odxXB1CQ </td> </tr> <tr> <td> Fred fingers https://youtu.be/gQ0OKD9FfYY </td> <td> Fred Fingers and Hold a sentence https://youtu.be/fEctTX_c5oE </td> <td> Fred Fingers and Hold a sentence https://youtu.be/uTziTaRLOhs </td> </tr> </tbody> </table> <p>SPaG – See sheets below</p>			Set 1	Set2	Set3	 https://www.youtube.com/watch?v=uMgTh7Mw150	 https://youtu.be/FnAQ3Mzwb4	 https://youtu.be/uG-odxXB1CQ	Fred fingers https://youtu.be/gQ0OKD9FfYY	Fred Fingers and Hold a sentence https://youtu.be/fEctTX_c5oE	Fred Fingers and Hold a sentence https://youtu.be/uTziTaRLOhs
Set 1	Set2	Set3										
 https://www.youtube.com/watch?v=uMgTh7Mw150	 https://youtu.be/FnAQ3Mzwb4	 https://youtu.be/uG-odxXB1CQ										
Fred fingers https://youtu.be/gQ0OKD9FfYY	Fred Fingers and Hold a sentence https://youtu.be/fEctTX_c5oE	Fred Fingers and Hold a sentence https://youtu.be/uTziTaRLOhs										

Have a break and play

Maths	<i>See sheets below</i>
-------	-------------------------

Have a break and play

Topic	<i>See sheets below</i>
-------	-------------------------

Story time	<p>Reading – Read one of your favourite books to you parent/carer. If you have ran out of books, log on to your myon.co.uk and find a book from there! Ask your teacher on class dojo if you aren't sure of your username or password.</p> <p>Story time - The Hackney Martian https://www.youtube.com/watch?v=kQ5rgYDIaaI&feature=youtu.be</p>
------------	--

Hope you had a lovely day 😊



RWI

RWI

Set 1 sounds

Day 3



Practise handwriting

Down a wing, up a wing



Practise sound-writing




Have a read of the words in this book.

<https://www.oxfordowl.co.uk/api/interactives/29274.html>

The get fit club

Day 1



Practice reading these words.



hop fit club run spot skip back flip
bend hand stand flop

your	said	you	are
to	be	go	baby

Read story 1 -

<https://www.oxfordowl.co.uk/api/interactives/29304.html>

Answer these questions use the page numbers to help you.

pp.8-9 (FF) What exercise came after hopping?

p.11 (FF) What exercise came before the hand stand?

pp.12-13 (HaT) Why do the people flop at the end of the story?

Fright Night

Day 1



Practice reading these words.

Story Green Words

Story Green Words are made up of sounds your child has already learnt.
This book contains the following green words:

flight

all	want	some	what
they	do	was	call
be	she	we	her
so	old	like	I've

Read the story


<https://www.oxfordowl.co.uk/api/interactives/29275.html>

Answer these questions use the page numbers to help you.

- p.4** What part does Jess wish to play in Fright Night?
- p.5** What stuff does Jess have that will help her to be a witch?
- p.6** What does the teacher ask her to do?
- pp.8–9** Why do you think Jess got the job as the witch?

A What is the wood?

Day 3



Read the story

<https://www.oxfordowl.co.uk/api/interactives/29303.html>

Hold a sentence 2.

Branches drop of trees when it gets too hot.

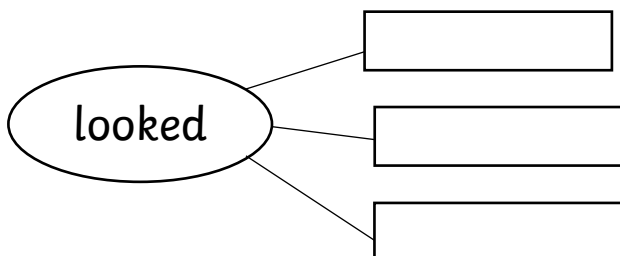
Grammar

Tick the sentences that are statements.

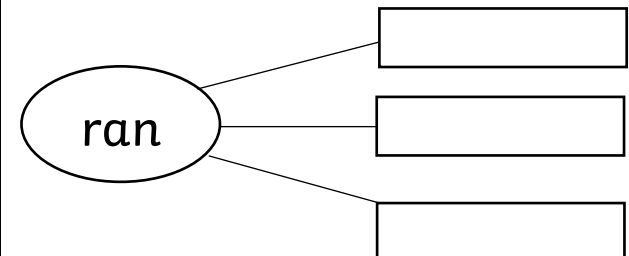
- | | |
|--|--|
| 1. You can have fun in the wood. <input type="checkbox"/> | 4. Dogs love to run and play in the wood. <input type="checkbox"/> |
| 2. What a fantastic branch! <input type="checkbox"/> | 5. Run to the brook. <input type="checkbox"/> |
| 3. What would you like to do in the wood? <input type="checkbox"/> | 6. The tree is full of green leaves. <input type="checkbox"/> |

Vocabulary.

Write some different words for 'looked'



Write some different words for 'ran'



Wednesday 3rd February

LO: To use adjectives to change the mood of a piece of writing.

Success Criteria:

- I can describe the mood of a piece of writing.
- I can think of adjectives to create different moods.
- I can use these adjectives in my writing.

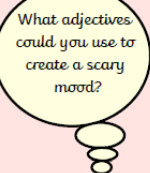
What mood is created here?

The *pretty* girl sat on the *comfy* chair and stared at the *delicate* painting.

What mood is created here?

The *cruel* girl sat on the *broken* chair and stared at the *ruined* painting.

Can you create a scary mood?



The _____ girl sat on the _____ chair and stared at the _____ painting.

The *ghostly* girl sat on the *creaky* chair and stared at the *dusty* painting.





The Deep Dark Wood

Are you bored of where you live? Do you want to explore somewhere new? Why not head straight to the Deep Dark Wood and enter a place full of spectacular, spooky surprises?

See the _____ willow trees. Marvel at the _____ footpaths. Don't miss the _____ cottages.

Take a stroll around the _____ lake and get up close and personal with all the _____ woodland creatures.



Date	Wednesday 3 rd February		
Subject/s	SPaG		
Learning Objective 	To use adjectives to change the mood of a piece of writing.		
			
Success Criteria 	I can describe the mood of a piece of writing.		
	I can think of adjectives to create different moods.		
	I can use these adjectives in my writing.		
Support	Independent	Adult Support	Groups


Complete the advert to create a **scary** mood.

The Deep Dark Wood

Are you bored of where you live? Do you want to explore somewhere new? Why not head straight to the Deep Dark Wood and enter a place full of spectacular, spooky surprises?

See the _____ willow trees. Marvel at the _____ footpaths. Don't miss the _____ cottages.

Take a stroll around the _____ lake and get up close and personal with all the _____ woodland creatures.



$$2 + 3 = 5$$

Maths- To make patterns with shapes

MATHS **STARTER** OF THE DAY 03.02.2021

5 - 3 =	12 - 4 =	65 - 6 =
4 - 4 =	16 - 5 =	23 - 7 =
9 - 5 =	18 - 7 =	47 - 6 =
8 - 7 =	10 - 7 =	98 - 8 =
6 - 2 =	12 - 6 =	86 - 9 =
7 - 7 =	17 - 4 =	71 - 6 =

03.02.2021

Today we are learning to:


make patterns with shapes




Success Criteria:

- I can continue patterns
- I can fill in missing shapes to complete patterns
- I can describe the turn for each pattern

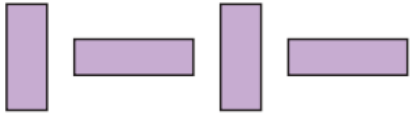
Continue these patterns by adding the next 3 shapes.


Fill in the missing shapes to complete the patterns.


Date	03.02.2021
Subject/s	Maths
L.O 	To make patterns with shapes

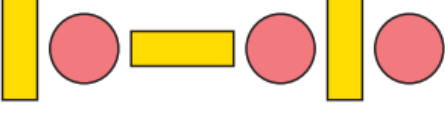
Success criteria 	I can continue patterns		
	I can fill in missing shapes to complete patterns		
	I can describe the turn for each pattern		
Support	Independent	Adult Support	Group
Pre-task			

Fluency 1

a) 

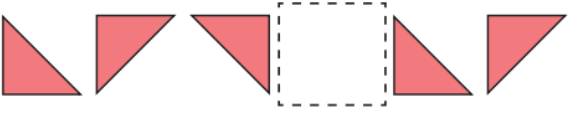

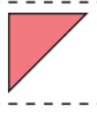


b) 






c) 

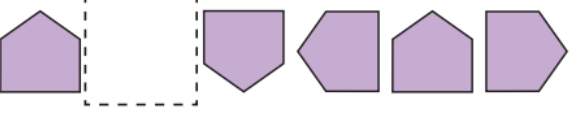
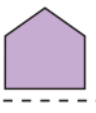
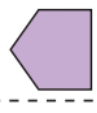
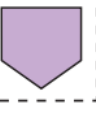
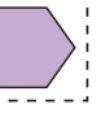
d) 

Fluency 2

Tick the missing shape for each pattern.

a)     

b)     

c)     

Fluency 3



Turn the shape a _____ turn in a _____ direction each time.



Turn the shape a _____ turn in a _____ direction each time.

Reasoning and Problem solving

How many different patterns can you create using this shape?



Spot the mistake in each pattern. Explain why they are incorrect.



5b. Lucy says, "The pattern here is that the rectangle is making a quarter turn in a clockwise direction each time but the triangle is staying the same."



Is she correct? Explain how you know.



Topic

PE

Join in with your PE lesson - Gymnastics

Warm up




https://m.youtube.com/watch?v=86tJvy_EceA

Main lesson



<https://m.youtube.com/watch?v=ojk3NdgiYs4&t=2s>

Cool Down



<https://m.youtube.com/watch?v=uNEFXizYlwA&t=9s>