





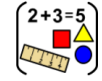


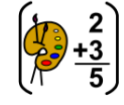



















Home learning

Thursday 4th February 2021

Tim table for your day

 Wake up Activity	 RWI	 SPaG	 English	 play	 break	 maths	 play	 break	 Topic	 story	 finished
---	--	---	--	---	--	--	---	--	--	--	---

 Wake up Activity	<p>Pick an activity to help wake yourself up and get ready for the day PE with Joe – https://www.youtube.com/user/thebodycoach1</p> <p>Cosmic yoga - https://www.youtube.com/user/CosmicKidsYoga/videos</p>	 The Body Coach TV 2.62M subscribers SUBSCRIBE	 Cosmic Kids Yoga 1.03M subscribers SUBSCRIBED									
 RWI   SPaG	<p>Play the video for your set and you will see, they know what to do!</p> <table border="1" style="width: 100%; text-align: center;"> <thead> <tr> <th style="width: 33%;">Set 1</th> <th style="width: 33%;">Set2</th> <th style="width: 33%;">Set3</th> </tr> </thead> <tbody> <tr> <td style="font-size: 2em;">y</td> <td style="font-size: 2em;">air</td> <td style="font-size: 2em;">a_e</td> </tr> <tr> <td>  Fred fingers https://youtu.be/i19dPXrDXdw </td> <td>  Fred Fingers and Hold a sentence https://youtu.be/EE635eps </td> <td>  Fred Fingers and Hold a sentence https://youtu.be/Frn7RO5b4ic </td> </tr> </tbody> </table> <p>SPaG – See sheets below</p>			Set 1	Set2	Set3	y	air	a_e	 Fred fingers https://youtu.be/i19dPXrDXdw	 Fred Fingers and Hold a sentence https://youtu.be/EE635eps	 Fred Fingers and Hold a sentence https://youtu.be/Frn7RO5b4ic
Set 1	Set2	Set3										
y	air	a_e										
 Fred fingers https://youtu.be/i19dPXrDXdw	 Fred Fingers and Hold a sentence https://youtu.be/EE635eps	 Fred Fingers and Hold a sentence https://youtu.be/Frn7RO5b4ic										

English *See sheets below*

Have a break and play

Maths *See sheets below*

Have a break and play

Topic *See sheets below*

Story time

Reading – Read one of your favourite books to you parent/carer. If you have ran out of books, log on to your myon.co.uk and find a book from there! Ask your teacher on class dojo if you aren't sure of your username or password.

Story time - Sausages <https://www.youtube.com/watch?v=NjwTLKBTu2Q&feature=youtu.be>

Hope you had a lovely day 😊



RWI

Set 1 sounds

Day 4



Practise handwriting

Down a horn up a horn and under his head



Practise sound-writing



Have a read of the words in this book.

<https://www.oxfordowl.co.uk/api/interactives/29274.html>

The Get Fit Club

Day 2

Practice reading these words.



hop fit club run spot skip back flip
bend hand stand flop

your	said	you	are
to	be	go	baby

Read story 1 -

<https://www.oxfordowl.co.uk/api/interactives/29304.html>

Hold a sentence.

Bend with us at the get fit club.

Fright Night

Day 2



Practice reading these words.

Story Green Words

Story Green Words are made up of sounds your child has already learnt.
This book contains the following green words:

flight

all	want	some	what
they	do	was	call
be	she	we	her
so	old	like	I've

Read the story

<https://www.oxfordowl.co.uk/api/interactives/29275.html>


Hold a sentence.

Do you want to be the witch in the play?

Handwriting practice area with four sets of lines (top solid, middle dashed, bottom solid) for holding a sentence.

What is the wood?

Day 4 and Day 5



Read the story

<https://www.oxfordowl.co.uk/api/interactives/29303.html>

Proofread - Spelling

Correct 2 errors

A wood is a larg spas with many trees.

Proofread - grammer

Correct 2 errors

put your rubbish in the bin in the wood

Write a leaflet about the park

Write a leaflet about a wood, listing the fun things to do and how you should help look after the wood.

The Wood

There are lots of fun things to do in the wood.

● You can

● You



Please help look after the wood.

● Pick

● Do not

● Keep off

Thursday 4th February

LO: To use expanded noun phrases.

Success Criteria:

- I can think of interesting adjectives.
- I can use adjectives before the noun.
- I can choose adjectives which create a positive mood.

Classroom



Library



Playground



Dining room



Playground

the exciting playground
the fun playground
the thrilling climbing wall
the adventurous trim trail

Dining room





a delicious meal
the friendly staff
a tasty puddings

Library

the spectacular library
an exciting range of books
lots of comfy cushions
a calm atmosphere

Classroom

the exciting classroom
the exquisite classrooms
a fun classroom
a friendly atmosphere

Date	Thursday 4 th February		
Subject/s	SPaG		
Learning Objective 	To use expanded noun phrases.		
			
Success Criteria 	I can think of interesting adjectives.		
	I can use adjectives before the noun.		
	I can choose adjectives which create a positive mood.		
Support	Independent	Adult Support	Groups

Create a bank of expanded noun phrases which you could use to describe different features of our school.

Playground	Classrooms
Dinning hall	Library



English

English – To understand the structure of a persuasive text

What are we learning today?

To understand the structure of a persuasive text.

- I can read the text
- I can split up the text to show the persuasive text structure



Persuasive advert



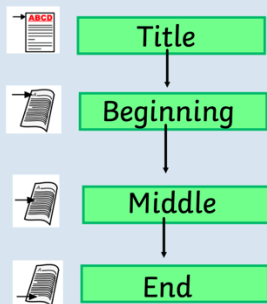
Practise the story map.



<https://www.youtube.com/watch?v=bykdGjd4rqs>

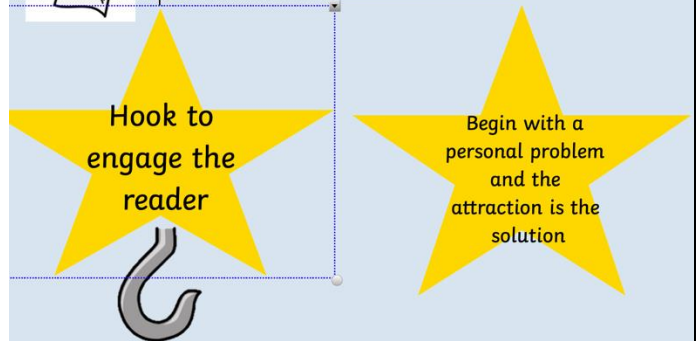


Persuasive adverts follow a structure

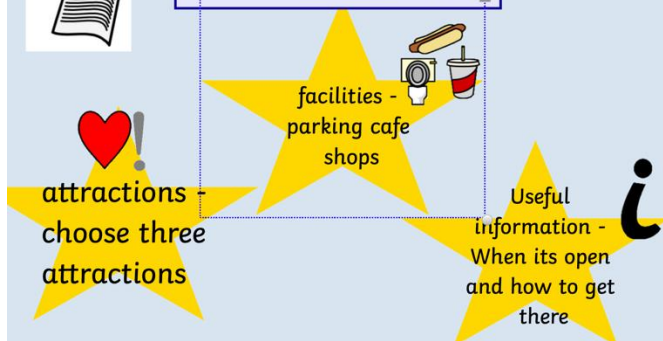


Lets find out a bit more about each part

Beginning



Middle



End



We need to split our text map up

The Deep Dark Wood
Are you bored of where you live? Do you want to explore somewhere new? Why not head straight to the Deep Dark Wood and enter a place full of wonder?
See the enchanting willow trees. Marvel at the unique footpaths. Don't miss the thrilling hidden cottages.
Take a stroll around the shimmering lake and get up close and personal with all the marvellous woodland creatures.
There is ample parking, many delicious restaurants where you can grab a bite to eat and great places to see.
Come by train, car or bus. Only 30 mins away from the junction 14 of the motorway.
Find us to find the wonder.

Title ABCDEF	
Beginning Hook to engage the reader	
Middle Attractions Facilities Useful information	
End slogan	

I have three texts.

Marketon Park

Or you enjoy the markets? Come to Marketon park, its great!

Come see the beautiful lake. Come find the nice buildings. Come for a wonderful walk.

Come play on the fun playground and see the funny ducks on the lake. See the big bridges and big space. Just lots of great fun.

Lots of parking and easy to get to. It has a yummy cafe and some small shops for sale of small shops.

You can come by car, train or bus. Find us just off the big road.

Its great - Visit Marketon.

Marketon Park

Have you run out of things to do? Do you enjoy being outdoors with beautiful scenery? Why not head to Marketon park and immerse yourself in a place full of wonder?

Come see the glorious lake. Come investigate the hidden architecture. Come wander round the endless footpaths.

Bring the lake and take a break on the attractive playground and get up close and personal with the wildlife on the lake. See the surprising bridges and vast open space. Exactly what you need to relax and find calm.

There is plenty of parking at different ends of the park, so take your pick. Sit in our shaded cafe, which offers 10 different types of cakes and any hot drink you could want. Come explore our range of small shops, there's plenty of choice and something for everyone!

We are easy to get to. Come by car, train or bus. Find us just off Marketon roundabout opposite McDonalds.

The perfect spot of beauty - Visit Marketon.

Marketon Park

Do you like parks? Come to Marketon.

Come see the lake. Come see the buildings. Come for a walk.

There is a playground. There are some animals. Come see the birds and space.


Some parking at the park. There is a cafe and shops.

get to us in many ways.

come visit.

Can you read the texts and order them from the best to the worse. Why have you ordered them that way? Explain

Date	February 2021
Subject/s	English – Persuasive Advert
Learning Objective	To understand the structure of a persuasive text



Success Criteria ✓!	I can read the text		
	I can split the text up to show how it fits the structure of a persuasive text.		
Support	Independent	Adult Support	Groups

<p>Title</p>	
<p>Beginning</p> <p>Hook to engage the reader</p>	
<p>Middle</p> <p>♥! Attractions</p> <p> Facilities</p> <p> Useful information</p>	
<p>End</p> <p>slogan</p>	

Cut the text up and put it into the structure table above

The Deep Dark Wood

Are you bored of where you live? Do you want to explore somewhere new? Why not head straight to the Deep Dark Wood and enter a place full of wonder?

See the enchanting willow trees. Marvel at the unique footpaths. Don't miss the thrilling hidden cottages.

Take a stroll around the shimmering lake and get up close and personal with all the marvellous woodland creatures.

There is ample parking, many delicious restaurants where you can grab a bite to eat and great places to see.

Come by train, car or bus. Only 30 mins away from the junction 14 of the motorway.

Find us to find the wonder.



Maths- To make tally charts



04.02.2021

$1 + \underline{\quad} = 10$
 $2 + \underline{\quad} = 10$
 $\underline{\quad} + 7 = 10$
 $\underline{\quad} + 5 = 10$
 $6 + \underline{\quad} = 10$
 $9 + \underline{\quad} = 10$

$2 + \underline{\quad} = 20$
 $\underline{\quad} + 16 = 20$
 $13 + \underline{\quad} = 20$
 $\underline{\quad} + 1 = 20$
 $\underline{\quad} + 15 = 20$
 $12 + \underline{\quad} = 20$

$67 + \underline{\quad} = 100$
 $80 + \underline{\quad} = 100$
 $\underline{\quad} + 75 = 100$
 $68 + \underline{\quad} = 100$
 $18 + \underline{\quad} = 100$
 $97 + \underline{\quad} = 100$

04.02.2021

Today we are learning to:
make tally charts



Success Criteria:

- I know how to represent numbers using a tally
- I can count the tally and write the total
- I can draw a tally in 5s



Complete the tally chart.

Favourite Colour	Tally	Total
Green		
Orange		
Red		
Blue		
Yellow		

What does the data tell you? Tell me the story.



Complete the tally chart.

Favourite Animal	Tally	Total
Dog		
Cat		
Fish		
Snake		
Rabbit		

What does the data tell you? Tell me the story.



Complete the tally chart for Year 2 and Year 4.

Year Group	Tally	Total
Year 1		15
Year 2		16
Year 3		8
Year 4		

If one more was added to year 1, what would change?

Practise

1 Draw tally marks to represent each number.

- a) 5 b) 10 c) 4 d) 16

Make your own tally chart.
What will it be about?

Class equipment?

Sports?

Fruit and Vegetables?

Colours?

Convince me!

true or false?

This tally chart shows 12 children have a pet dog.

Pet	Total
Cat	6
Rabbit	3
Dog	12
Fish	15

Date	04.02.2021
Subject/s	Maths
L.O	To make tally charts

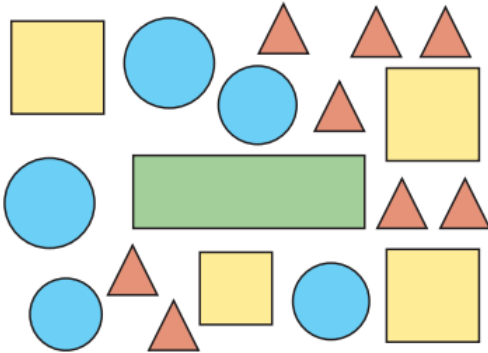
Success criteria 	I know represents 5 tally marks		
	I can count the tally and write the total		
	I can draw the tally by counting in 5s		
Support	Independent	Adult Support	Group

Fluency 1

Favourite colour		
Colour	Tally	Total

Fluency 2

Here are some shapes.



Complete a tally chart to show how many of each shape there are

Shape	Tally	Total

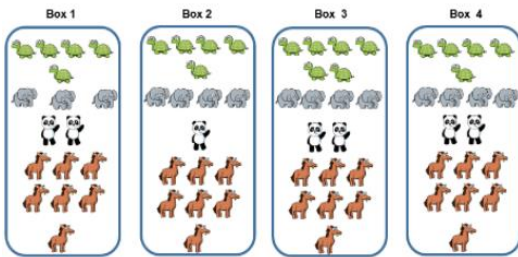
Reasoning and Problem solving

Dexter makes a tally chart of the animals he saw at the zoo

Animal	Tally



Tick one box below that shows all of the animals Dexter saw and explain why the others are incorrect.



Whitney, Teddy and Jack tally how many jumps they can do in a minute.

Jumps	Tally	Total
Whitney	I	
Teddy		
Jack		

a)



Do you agree with Whitney?
Explain your reasons.



b) How could Teddy's tallying be improved?





Topic

Topic – To select from and use a range of tools and equipment to perform practical tasks.

This week you are going to make your very own road sign based on your design last week.

You drew it on a worksheet that looked like this:

Date	Friday 29th January		
Subject/s	Topic: Design and Technology		
	To design a purposeful, functional and appealing product		
Success Criteria	I can design a street sign based on design criteria 		
✓!	I can label my sign 		
	I can write the materials and colours I will use 		
Support	Independent	Adult Support	Groups

My street sign

Materials I will need:

Colours I will use:

Think about what material around your home could you use. Have you got any cardboard? Anything you could use in the recycling? What colours are you going to use to make it eye-catching? What shape will it be? What symbol will be on your sign? **Don't forget to post pictures of your design on Dojo!**

