

Home learning pack Week commencing 1st February 2021

When collecting next weeks work, can you bring back this pack so we can look through the work and award dojos for hard work! We have a new 'home learning' dojo for you to earn.

RWI and Handwriting will be posted onto Dojo and the website with the link to YouTube.

For Reading: Read one of your favourite books to you parent/carer. If you have ran out of books, log on to your myon.co.uk and find a book from there!

Ask your teacher on class dojo if you aren't sure of your username or password.

Remember to take lots of pictures of work and upload them as portfolio on dojo so can reward you. Certificates for reaching 50 or 100 will still be awarded and send home.

Here is the timetable for the weeks work.

Y1 Weekly Timetable 1.02.2021											
	8.45 -	9.05-10.05	10.05 -	10.20 -	10.35-11.30	11.30 -	12.30-1.35	1.45 -	2.00 -	2.10-3.00	3.00- 3.30
	9.05		10.20	10.35		12.30		2.00	2.10		
Monday		RWI Zoom registration 9am RH story			English - RH Zoom 10.30		PSHE- fun or not?			P.E	Zoom CW Mrs Martin 3pm
Tuesday		RWI Zoom registration 9am and MA story			English		Maths			ICT- making different groups RH Zoom	
Wednesday		RWI Zoom registration 9am and RH story			English - RH Zoom 10.30		Maths			D and T - design a tower	
Thursday	Morning maths	RWI Zoom registration 9am - handwriting zoom			English		Maths - zoom with Mrs Goodhead			RE- What is Exodus?	
Friday		RWI Zoom registration 9am - handwriting zoom			English		Maths Zoom gold book 12.45			Geography - create a key? - Zoom Mrs Goodhead	

Online learning

We are arranging Zoom calls, further information will follow via Dojo when these have been organised with the time and days.

The lesson PowerPoints will be uploaded to Dojo.

The BBC are also showing live lessons from 9am-12 on CBBC. Oak National Academy has lots of online resources with the backing of the department of education. These may be useful for some online learning.

We are very lucky to have Mr Ablewhite helping out with teaching over the next few weeks too :) you may see him on some Zoom sessions.

Mrs Martin would like you to join her on Zoom for an assembly today at 3pm.

Topic: Collective Worship

Time: 3.00pm

Join Zoom Meeting

<https://zoom.us/j/97938185173>

Meeting ID: 979 3818 5173

Sycamores and Palms Year 1 is inviting you to a scheduled Zoom meeting.

Topic: Gold Book Sycamores and Palms Year 1's Zoom Meeting

Time: This is a recurring meeting Meet anytime

12.45pm Every Friday


Join Zoom Meeting






<https://zoom.us/j/96343632591?pwd=SkdwaXQ1TCtrVDZsckY1NHNqTjBpZz09>

Meeting ID: 963 4363 2591

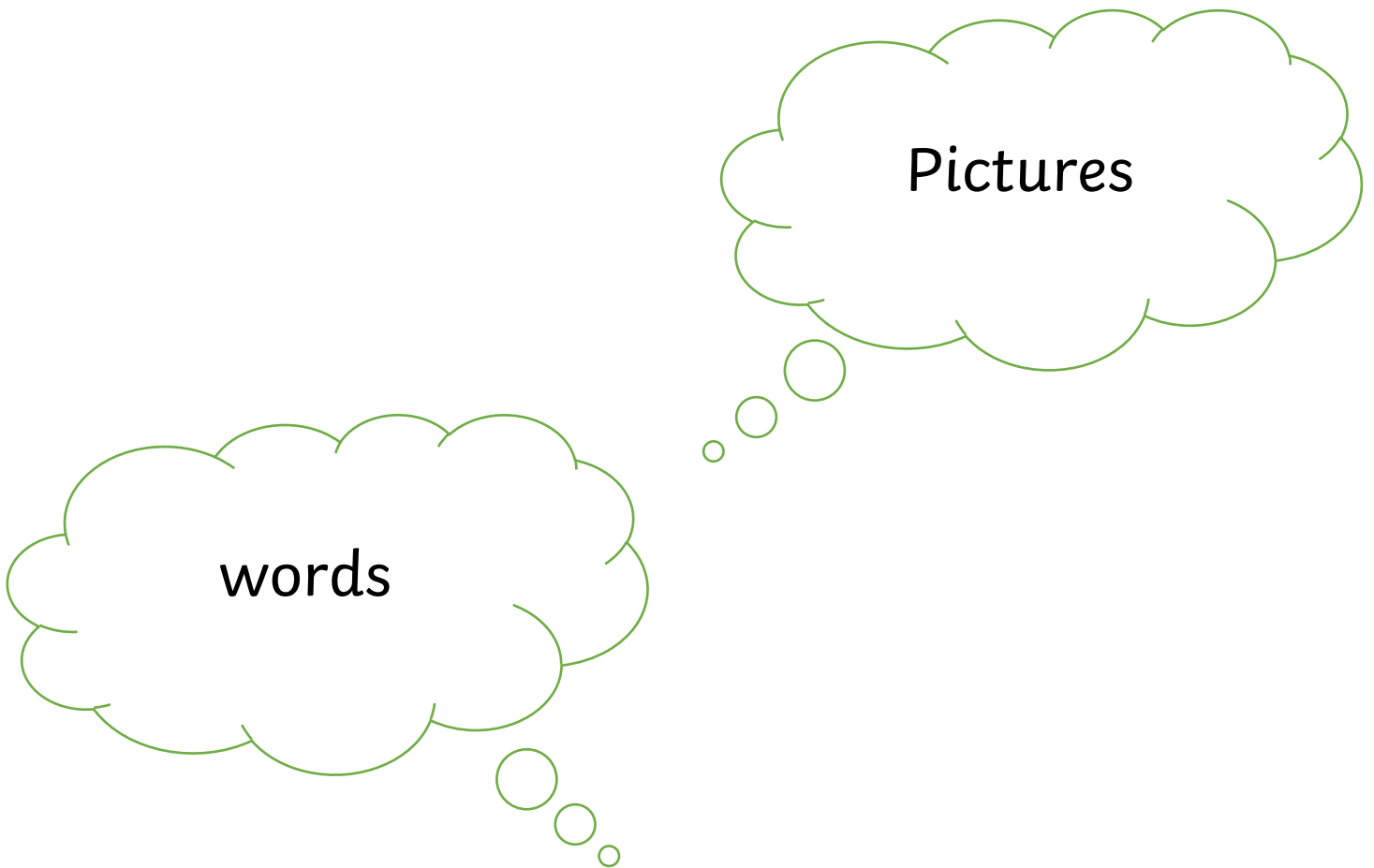
Passcode: K83GPW

Steps to Success

Date	Monday 1st February	
Subject/s	English - Non fiction	
Learning Objective	Write a persuasive text	


		SA 	TA 
Success Criteria 	I can say what makes these posters make me want to visit 		
Support	Independent	Supported () All Most Part	

Look at the posters over leaf and say, what makes them inviting? What makes you want to visit? Have a think about....



Visit Kenya

for a lovely, sunny holiday!



Visit the U.S.A

for a fun-filled holiday!



Visit Australia

for an adventurous holiday!



Visit Germany






for a lovely holiday!



Steps to Success

Date	Monday 1st February 2021
Subject/s	PSHE
Learning Objective	To know what to do when they see or are be bullied.



	SA 	TA 
Success Criteria 	I can say who to tell if being bullied.	
	I know what bullying is.	
Support	Independent	Supported ()

Read or listen to Miss Torrance reading Sleepy Sophie Story

A few weeks ago Sophie fell asleep in class. It was almost the end of the day, the teacher was reading a story and she was sitting right by the hot radiator. It wasn't really her fault. Her little brother, Louie, is teething at the moment and he cries all night and every night. It is really hard for Sophie to get a good night's sleep. Everyone in class knew what had happened. The teacher tried to make a joke of it so that Sophie wouldn't feel bad but she did feel bad, especially when some of the girls laughed at her. When she was getting her coat and bag from her peg Rhianna called out "Sleepy Sophie" and started making snoring noises. The next day at playtime, Sophie asked a group of girls if she could join in with their game of 'IT'. Rhianna shouted out that she would only fall asleep when running around so no she couldn't. Some girls laughed but some were embarrassed and didn't know what to say. Sophie just walked off. At lunch time, she was in the line for dinner when she heard some giggling and snoring sounds in the queue behind her. When she looked, she could see Rhianna with her gaggle of girls. Now, every day that Sophie comes to school, Rhianna makes a joke about falling asleep or yawns loudly and pretends to sleep. Sometimes she even tells Sophie that she ought to wear her pyjamas instead of her school uniform. Sophie is so worried about it that she really can't sleep at night and she doesn't want to come to school any more. She really doesn't know what to do...

Have a chat through these questions:

- Is this bullying?
- How do we know?
- How is it making Sophie feel?
- Who can she go to get some help with this? Who should she tell?
- Have a think about the children who saw the bullying and didn't know what to do or say. Who could they talk to about it? What could they do to make things better for Sophie?

Activity


Draw a picture of someone getting help if they are being bullied.







Star Challenge






Write a sentence about who is helped them?










Steps to Success

Date	Tuesday 2nd February		
Subject/s	English - Non fiction		
Learning Objective	Write a persuasive text		

		SA 	TA 
Success Criteria 	I can draw a picture to make someone want to visit London: https://www.youtube.com/watch?v=PtWeqZsuzpE		
Support	Independent	Supported () All Most Part	



<https://www.youtube.com/watch?v=PtWeqZsuzpE>

Date	2.02.20212		
Subject	Maths		
L.O  	To describe position.		  

Success Criteria 	I can say what my left and right is.	  	 
	I can describe a position using left and right.	  	

Support	Independent	Adult Support
---------	-------------	---------------

Pre-task – Circle the tree on the left.

	
Teacher led	Fluency

Fluency 1

We gave each other instructions to get different things from the classroom using left and right.

Fluency 2- Fill in the missing gaps.



left

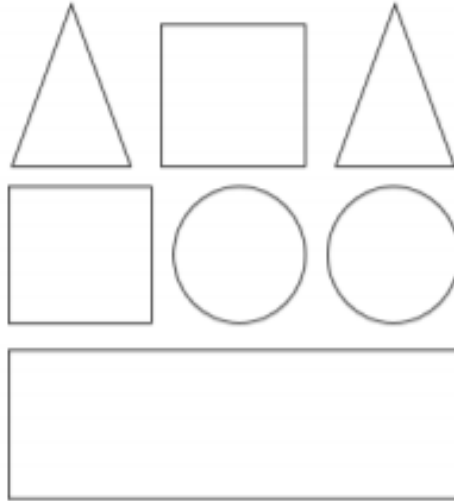
right

between

Mastery glasses



Use it.



- The circle in the middle is blue.
- The circle on the right is red.
- The shape up from the right circle is green.
- The square down from the circles is green.
- The square to the left of the green triangle is red.
- The four-sided shape up from the green triangle is red.
- The triangle on the left is red.



Convince me



Mo

The pink doughnuts are on the left.

The pink doughnuts are on the right.







Alex



Who is correct?





Further challenge-












	True	False
The  is below the  .		
The  are to the left of the  .		

How many different ways can you describe the position of the ball?

Steps to Success

Date	Tuesday 2nd February
Subject/s	Computing
Learning Objective 	To make different groups   

		SA 	TA 
Success Criteria 	I can choose an object	  	
	I can list the labels it would have	  	
Support	Independent	Supported ()	

Draw the object you chose at home or at school.


Labels it may have:







1. _____

2. _____

3. _____

Steps to Success

Date	Wednesday 3rd February	
Subject/s	English - Non fiction	
Learning Objective	Write a persuasive text	

			
Success Criteria 	I can write 'WOW' words about this place.  		
Support	Independent	Supported () All Most Part	

It's A Good Time To

VISIT
LONDON



YOUR TRAVEL AGENCY

303.555.1445
1554 MAIN ST. LAFAYETE CO.
WWW.TRAVELAGENCY.COM

These lessons will take 2 days. 1-day quarter and half turn, using lots of practical, video will explain how to use these.


Day 2 introduce 3 quarter turn- using more practical and mastery glasses.

Date	04.01.2021/05.01.2021		
Subject	Maths		
L.O	To describe turns		

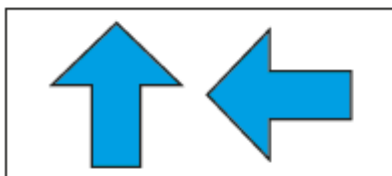
Success Criteria 	I can use quarter, half, 3 quarter and full turns		
	I can turn objects and pictures.		
Support	Independent	Adult Support	

Pre-task –

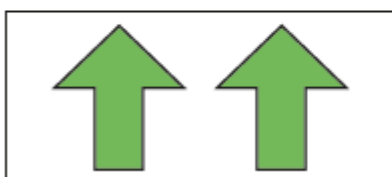
Match the shapes to the turns.



quarter turn



half turn



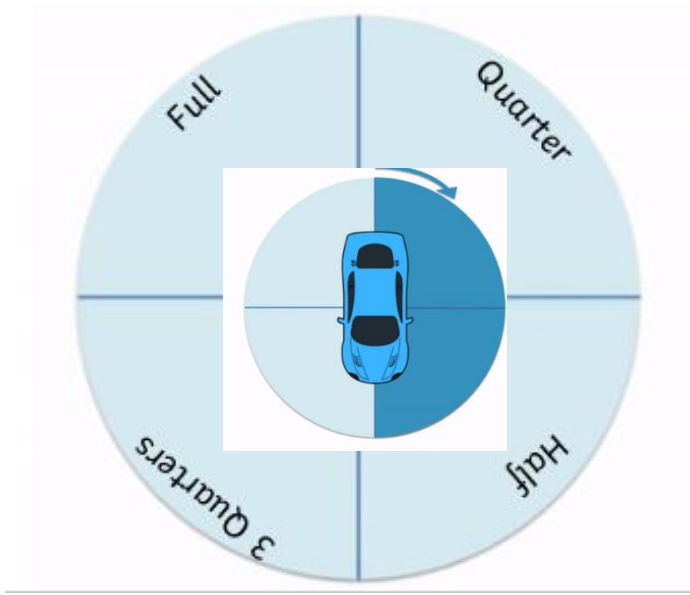
full turn

Teacher led

Fluency

Fluency 1






We used objects to move objects in the circle to describe turns.



Fluency 1- Cut out the pictures and turn them.






The pictures need to be turned 1 quarter turn.



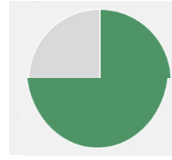
	
	
	
	
	

The pictures need to be turn a half turn.

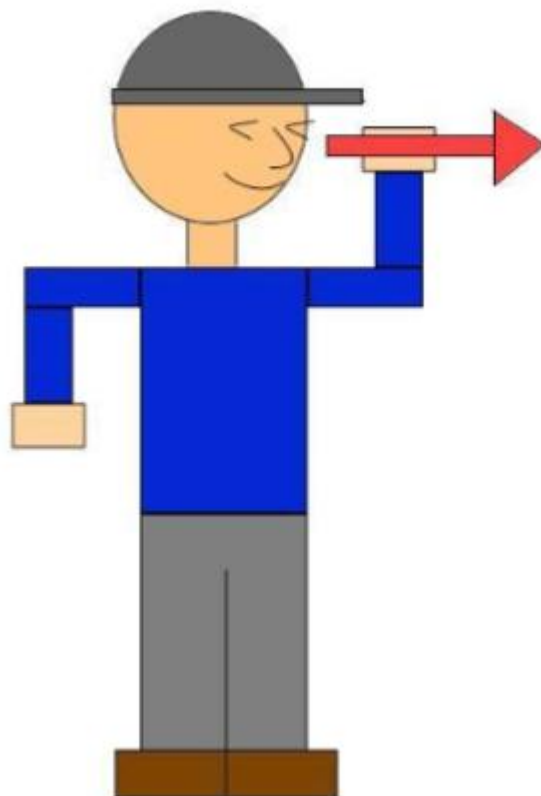



Turn these pictures 3 quarters turn.



Cut out



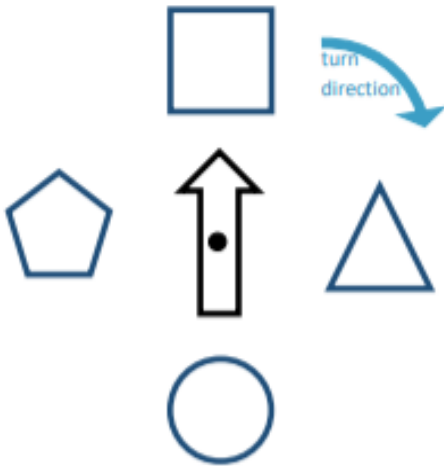
Day 2

Mastery glasses



Use it

Which shape is at these turns?



a) half turn?

b) quarter turn?

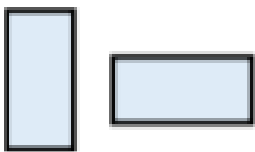
c) full turn?



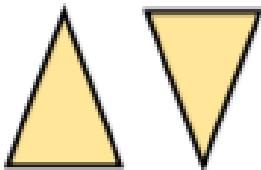
Explain it

Are these statements correct?

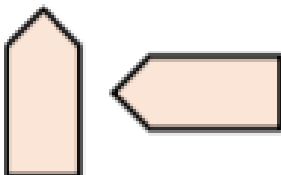
The shape has made a quarter turn.



The shape has made a half turn.



The shape has made a three-quarter turn.





Convince me I'm wrong
Kim and Mo are describing turn.



This is a
quarter turn.

Kim



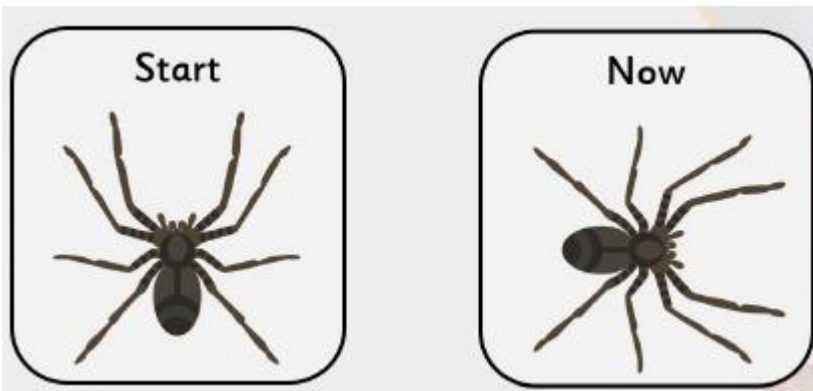
This is a
three-quarter turn.

Mo

Who do you agree with?

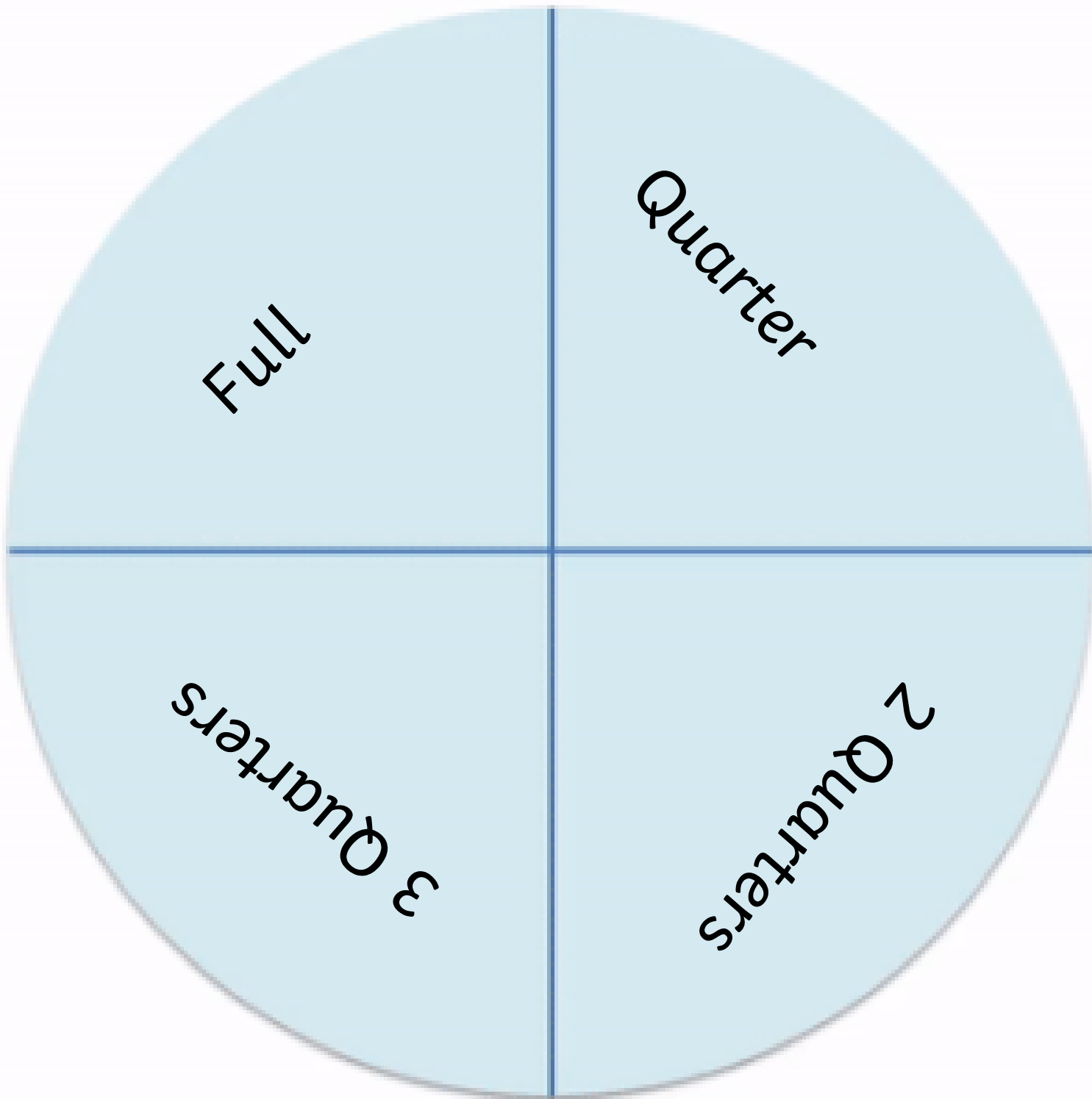
Further challenge

Joe has turned his game piece twice, in
the same direction.

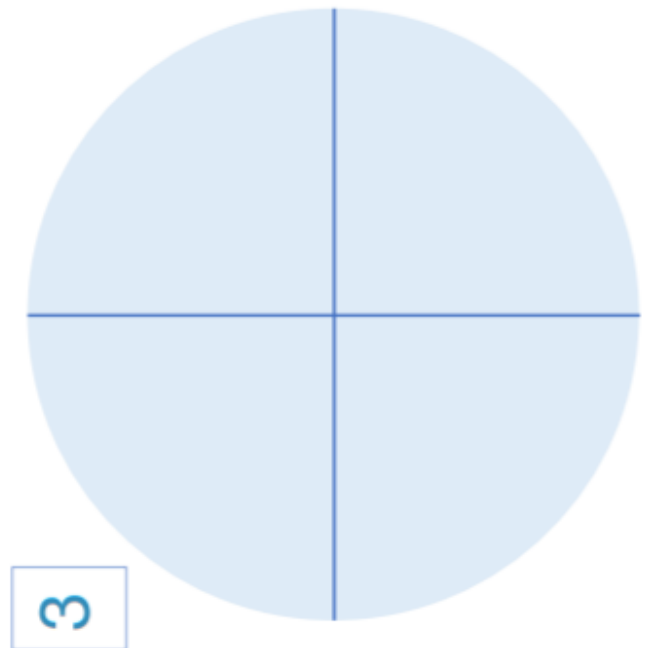
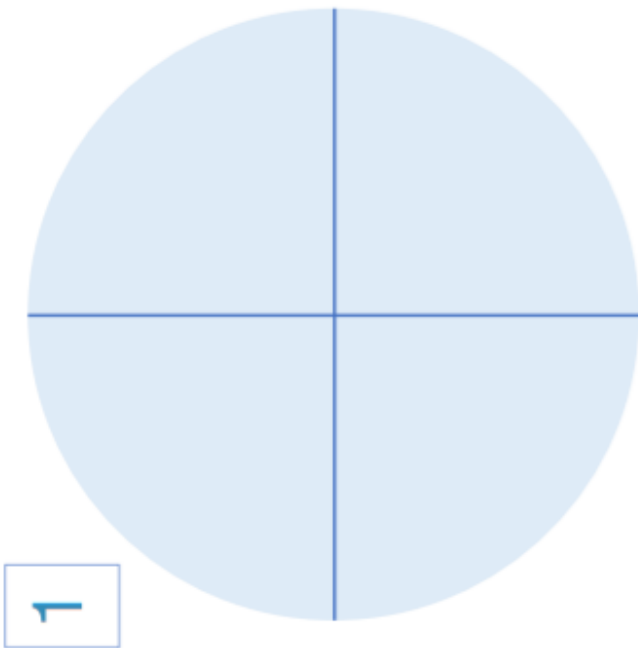
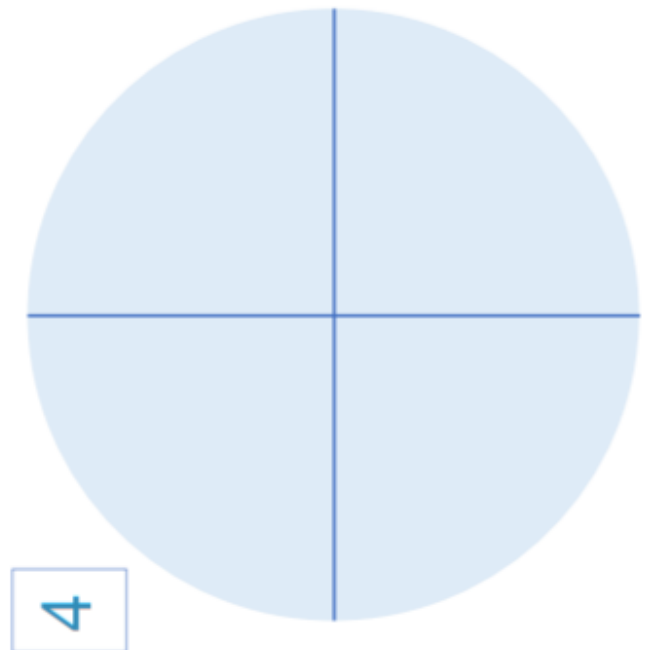
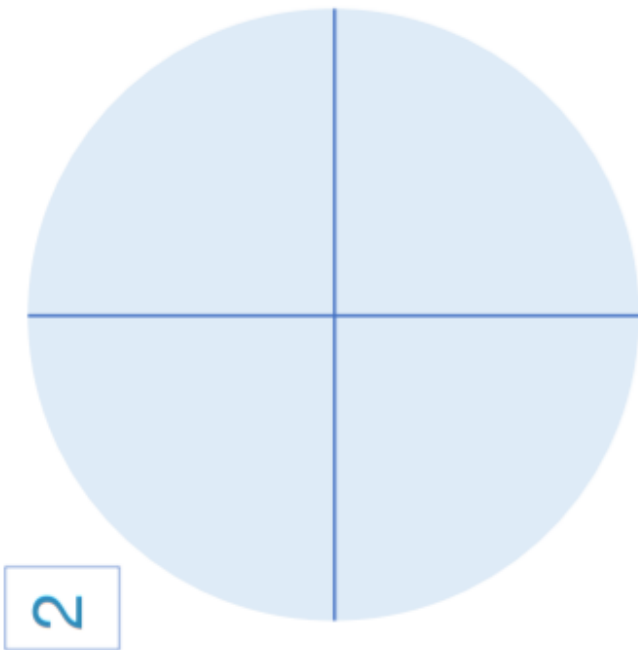


Which two turns could leave him facing
this way?




Can you show the cars doing a quarter, half, 3 quarters and full turn?














Can you show the cars doing a quarter, half, 3 quarters and full turn?





Steps to Success

Date	Thursday 4th and Friday 5th February			
Subject/s	English - Non fiction			
Learning Objective	Write a persuasive text			

		SA 	TA 	
Success Criteria 	I can include wow words 			
	I can include an exciting picture 			
Support	Independent	Supported () All Most Part		

Create a poster to persuade someone to come and visit London on your own.

Date	4 th February	
Subject/s	R.E	
Learning Objective	To learn the story of Exodus 	

		SA	TA
Success criteria	Stick the story of Exodus in the correct order		
Support	Independent	Supported () All Most Part	



1. Children of Israel were slaves in a country called Egypt.

5. Moses tried to convince the Pharaoh, but Moses needed help from god, the pharaoh finally agreed after god sent a plague to Egypt.

6. Moses took the children and split the red sea to take them home.

7. God then gave Moses and the children ten commandments to live by. These commandments are very important to the Jewish people.

2. When Moses was born his mother let him float down the Nile to try and let him be free, but the pharaohs daughter saved him.

3. Moses then left Egypt and became a shepherd.

4. God sent him a message to go save the children of Israel.

Mastery glasses



Do you think the leader of the Egyptians is good or bad? Why?

Date	5 th February	
Subject/s	Geography	
Learning Objective	To create a key	😊 😐 😞

		SA	TA
Success criteria	To create a key for the school map	😊 😐 😞	
Support	Independent	Supported () All Most Part	

