




Steps to Success

Lockdown	
Date	Tuesday 12 th January
Subject/s	<u>English</u>
Learning Objective	To write a summary

		SA 	TA 
Success Criteria	I know a summary tells the reader the key information		
	I can make notes about Oliver Twist using the key questions: Who? Where? What? When? Why?		
	I can use my notes to write a summary that appeals to readers.		
Support	Independent	Adult Support ()	Group Work

- 1) What has happened in the story of Oliver Twist so far? You may want to draw a story map to help you explain it.
- 2) What is a summary? What is the purpose?

A summary helps outline the key events. It is brief, short and can encourage readers to read the book/larger piece of text. A summary may answer the key questions: Who? What? When? Where? Why?

How Do We Summarise?

A question hand helps us to summarise the main ideas and themes from the information or story.


Who are the main characters of the story?

What happened?


Where did it take place?

When did it take place? How do you know?

Why is it important to a reader?



Summarising the main points of a story or article isn't about giving as much detail as possible. It is about touching on the most important points.



Imagine that you are telling your friends about the last episode of a TV show before the next episode starts.

- It needs to be short and contain all the important key parts to the plot.
- The answers to the questions should only be one or two sentences long. This will be your rough work.
- Once you have these answers they can be written as a paragraphs in rough.
- Check your rough work for punctuation, capital letters, spelling and that sentences make sense.

Have a go at writing your own summary of Oliver Twist.