





**Steps to Success**

Date	
Subject/s	Geography
Learning Objective 	To identify the differences between the Arctic and Antarctic

		SA 	TA 
Success Criteria 	I can use research to find out facts		
	I can present my work using geographic vocabulary		
	I can share my knowledge with others		
Support	Independent	Adult Support ( )	Group Work
<b>Key vocabulary for the lesson:</b> climate    Arctic    Antarctic    Venn diagram    compare    similarities    differences			

For this Geography lesson you will have a choice of 3 tasks. You must do at least one of these.

- 1) Read the information about arctic and Antarctic animals or plants. Create a Venn diagram (see the next page) to present the information
- 2) Read the information about the people who live in the Arctic and Antarctic. Create a table to show similarities and differences between them.

For example

Similarities	Differences

- 3) Use the internet to research and write notes comparing land type in the Arctic and Antarctic. This website is a good starting point  
[https://www.coolantarctica.com/Antarctica%20fact%20file/antarctica%20environment/antarctic\\_arctic\\_comparison.php](https://www.coolantarctica.com/Antarctica%20fact%20file/antarctica%20environment/antarctic_arctic_comparison.php)

You could also compare the changing seasons:

<https://www.activewild.com/the-arctic-facts-for-kids/>

Task 1 Venn Diagram

