



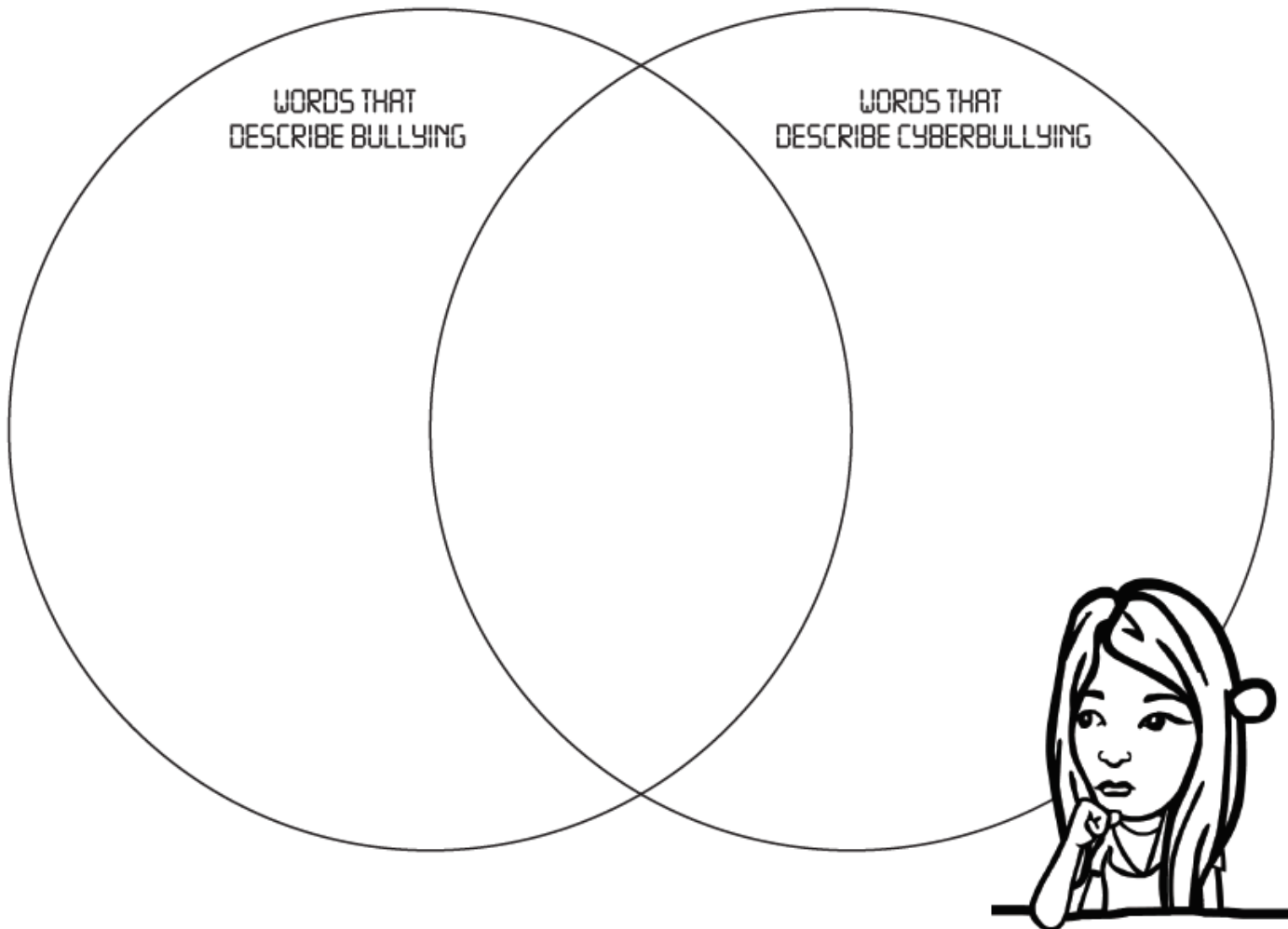


Steps to Success

Lockdown	
Date	Thursday 21 st January
Subject/s	PSHE
Learning Objective 	To understand strategies for dealing with online and face to face bullying

	SA 	TA 
Success Criteria 	I can explain strategies to deal with both face-to-face and online bullying;	
	I can explain strategies and skills for supporting others who are bullied;	
	I can recognise and describe the difference between online and face-to-face bullying.	
Support	Independent	Adult Support ()
Key vocabulary for the lesson: bullying cyber bullying online bullying bystander		



Task 1

Watch the videos to hear and view three examples of different types of unfriendly behaviour.

Video 1 – Emma's Story

What unfriendly behaviours do you notice in the scenario? Are they examples of bullying? Explain why.

Video 2 – Josh's story

Compare the unfriendly behaviours between Josh and Emma's stories. What was different about the behaviours? Is this video an example of bullying? Explain why.

How does the use of technology make this different to the other two scenarios? What role did Sam play? How was this helpful?

Video 3 – Yasmin's story

Compare the unfriendly behaviours in Yasmin's scenario with the behaviours in Emma's story. Is Yasmin's story an example of bullying, why/why not?

Think of and then write down one action that Josh could take and one action Sam could take to deal with the situation.

<https://www.coramlifeeducation.org.uk/bcyberwise/spot-bullying/>

Task 2

Record words that describe bullying and cyberbullying on the Venn diagram. The intersecting section (the part in the middle) of the diagram should have words that fit into both categories.

Watch <https://www.youtube.com/watch?v=xfamVyerFWs>

Is this an example of cyberbullying? Explain why. What could George have done differently?