




**Steps to Success**

Date	<b>Tuesday 12<sup>th</sup> January 2021</b>
Subject/s	<b>English</b> <b>Imitate</b>
Learning Objective 	To write in active and passive voice

SA 	TA 
-------------------------------------------------------------------------------------------	-------------------------------------------------------------------------------------------

Success Criteria 	I know the subject is the person doing it. <b>Oliver</b> ate the gruel.		
	I know the object is the thing it is being done to. Oliver ate the <b>gruel</b> .		
	I know that you don't always have to have a subject or object. Oliver ate. (subject + verb) The gruel was eaten (object + verb)		
	I know passive voice is object + verb + subject		
Support	Independent	Adult Support ( )	Group Work
Lockdown learning: DC			

Read this passage of Oliver Twist. If you need help reading it, go on the website and listen to Miss Cooke reading it.



Oliver benefited greatly from the first love and care he remembered receiving in the nine short years of his life. He grew stronger and happier than ever before. He was eager to please Mr Brownlow, who grew to love and trust him in spite of knowing nothing about him.

After some weeks, Mr Brownlow decided to send Oliver on his first errand. Imagine Oliver's pleasure in this proof of Mr Brownlow's trust. Imagine his determination to do the errand well, as he set out in his smart new clothes, carrying books to return to the library and some money to pay a bill. Imagine how proudly Oliver walked.

Now imagine Oliver's confusion when Nancy approached him through the crowd, shouting 'My Brother! Oliver! My dear, sweet, innocent brother!' And imagine his fear and horror when Bill Sikes grabbed him roughly from behind.

'You're coming back to Fagin's with us,' hissed Bill in his ear, holding his arms so tightly that Oliver feared they would break. 'Damn you boy!' cursed Bill, pushing the struggling Oliver through the streets.

Imagine not only Oliver's fear, but also his desperate sadness that he had let Mr Brownlow down.

As the familiar smells of Fagin's room surrounded him, he begged 'Oh please send the books back. Send him back his books and money.'

Bill Sikes spat, laughed, and bolted the door with a bang.

'Be gentle with him, Bill,' Oliver heard Nancy say.

Fagin kept Oliver locked up alone for many days. Oliver wept bitterly to think of Mr Brownlow's disappointment when he realised that Oliver could not be trusted. He wept for the loss of sunlight and for the loss of his one chance of a better life.



Now you are going to generate some adjectives to describe Mr Brownlow. One side are positive words about how kind and caring he is and the other side is how foolish he is for letting a child run an errand.

Warm up game: Hero or villain?

Hero

Villain



Mr Brownlow

Now write two sentences. One should be a positive sentence about Mr Brownlow using your 'hero' vocabulary. The other should be a negative sentence about him using your 'villain' vocabulary. See how easy it is to change the reader's opinion of a character? Vocabulary choice is important.

## Active and passive voice

Active voice is most common. We use it in our daily speech and in our story writing.

Passive voice is used to give a more formal tone in your writing.

Subject ← Dodger helped Oliver → Object  
This person is doing the verb.      ↓ verb      The verb is being done to this

Oliver was helped by Dodger.

What do you notice?

1) Mr Brownlow bought a book.  
A book was bought by Mr Brownlow.

Active: Subject then object.

Passive: uses was/has.  
verb then subject.

A

Nancy warned Fagin.

P

Fagin was warned by Nancy.

Bill and Fagin plotted the kidnap.

The kidnap was plotted by Bill and Fagin.

P

Oliver was loved by Mr Brownlow.

Mr Brownlow loved Oliver.

A

P

Oliver was chased by an angry crowd.

An angry crowd chased Oliver.

A

Remember to include was before the verb and by after when writing passive!

Now it is your turn to write using the active and passive voice.

If you are feeling confident with changing the voice, do the work below that is in black and white.

If you think it is tricky and would like a bit of extra help, do the worksheet where I have labelled the sentences with colours.

Change these active voice sentences into passive voice sentences.

1) Fagin controlled the boys.

---

2) The boys stole valuables.

---

3) Nancy kidnaps Oliver.

---

Change these passive voice sentences into active voice sentences.

4) Oliver was saved by Mr Brownlow.

---

5) He was arrested by the police.

---

6) Oliver was taught what to do by the Artful Dodger.

---

Challenge:

Can you identify if these sentences are active or passive?

1) The man was robbed by Oliver. \_\_\_\_\_

2) Fagin found Oliver. \_\_\_\_\_

3) Oliver was frightened by Fagin. \_\_\_\_\_

4) Mr Brownlow was begged by Oliver. \_\_\_\_\_

Change these active voice sentences into passive voice sentences.

1) Fagin controlled the boys.

--	--	--

2) The boys stole valuables.

--	--	--

3) Nancy kidnaps Oliver.

--	--	--

Change these passive voice sentences into active voice sentences.

4) Oliver was saved by Mr Brownlow.

--	--	--

5) He was arrested by the police.

--	--	--

6) Oliver was taught what to do by the Artful Dodger.

--	--	--

Challenge:

Can you identify if these sentences are active or passive?

1) The man was robbed by Oliver. \_\_\_\_\_

2) Fagin found Oliver. \_\_\_\_\_

3) Oliver was frightened by Fagin. \_\_\_\_\_

4) Mr Brownlow was begged by Oliver. \_\_\_\_\_