


Read through the first 5 slides of the PowerPoint to learn all about the Spartans and the Athenians. Once you have read about them then you need to sort the sentences into the correct column within the table. Which of the sentences are about the Spartans and which are about the Athenians?



When you have completed the table you need to continue to read the PowerPoint to find out about The Battle of Marathon. After that you should design your own Spartan soldier using the information you have read. Think carefully about what they might wear or carry with them. Add labels to your drawing and write a sentence to explain what a Spartan would have looked like.




**Steps to Success**

Lockdown work

Date	Wednesday 27 <sup>th</sup> January
Subject/s	History
Learning Objective 	To explain and understand the difference between Spartans and Athenians.

SA 	TA 
---	---

Success Criteria 	I know what happened during the Battle of Marathon.		
	I can explain the difference between a Spartan and an Athenian.		
	I can design and label my own Spartan soldier.		
Support	Independent	Adult Support ( )	Group Work

Athenians	Spartans

<p>It is ruled by two kings who make all of the decisions.</p>	<p>Boys had to train to fight. They didn't have to go to school.</p>
<p>This state was very powerful but didn't get involved in many wars or battles.</p>	<p>This state wanted to increase its size and often ended up in wars.</p>
<p>Girls were not important. They didn't receive an education and didn't get to take part in any democracy.</p>	<p>It has a system of democracy, where many different citizens get to take part.</p>
<p>Education was very important and so boys were very well educated.</p>	<p>Girls were not allowed to fight but were encouraged to train and to keep fit.</p>

My Spartan Soldier