


# What is the Wood?

Day 1



Practice reading these words.

## Story Green Words

Story Green Words are made up of sounds your child has already learnt.  
This book contains the following Green Words:

habitat      mushrooms      sunlight      dead      brook  
blossom      blooms      construct      treetops

one	watch	school	small
wall	were	brother	their
there	where	I'm	tall
any	saw	fall	

Read the story

<https://www.oxfordowl.co.uk/api/interactives/29303.html>

Answer these questions use the page numbers to help you.

**p.7**      What do you find at the bottom of a brook?

**p.8**      When does blossom appear on a cherry tree?

**p.9**      What can you use to make a den?


**p.10**     What do robins eat?

What other things might you find in a wood?



# A What is the wood?

Day 3



Read the story

<https://www.oxfordowl.co.uk/api/interactives/29303.htm>

Hold a sentence 2.

*Branches drop of trees when it gets too hot.*

-----

-----

-----

-----

-----

-----

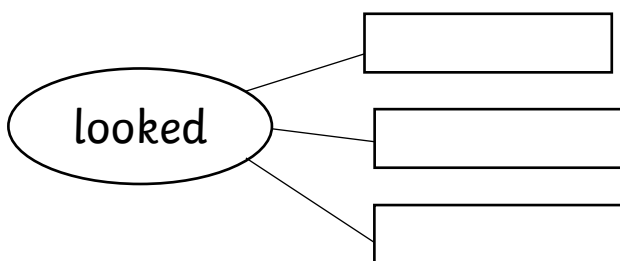
## Grammar

Tick the sentences that are statements.

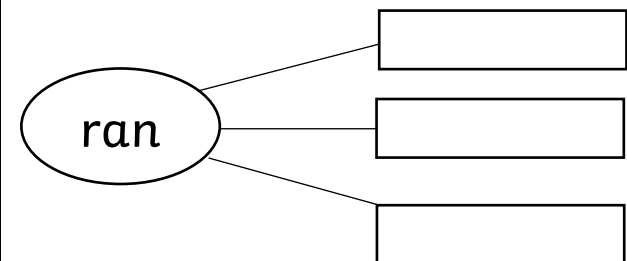
- |  |  |
|--|--|
| 1. You can have fun in the wood. <input type="checkbox"/>          | 4. Dogs love to run and play in the wood. <input type="checkbox"/> |
| 2. What a fantastic branch! <input type="checkbox"/>               | 5. Run to the brook. <input type="checkbox"/>                      |
| 3. What would you like to do in the wood? <input type="checkbox"/> | 6. The tree is full of green leaves. <input type="checkbox"/>      |

## Vocabulary.

Write some different words for 'looked'



Write some different words for 'ran'



# What is the wood?

Day 4 and Day 5



Read the story

<https://www.oxfordowl.co.uk/api/interactives/29303.html>

Proofread - Spelling

Correct 2 errors

A wood is a larg spas with many trees.

Proofread - grammer

Correct 2 errors

put your rubbish in the bin in the wood

**Write a leaflet about the park**

Write a leaflet about a wood, listing the fun things to do and how you should help look after the wood.

## The Wood

There are lots of fun things to do in the wood.

● You can

● You



Please help look after the wood.

● Pick

● Do not

● Keep off

**Read  
Write  
Inc.**  
Phonics

**BOOK  
BAG  
BOOKS**

**NON-FICTION**

# What's in the woods?

Text by Karra McFarlane  
Illustrated by Anoosha Syed  
Series developed by Ruth Miskin

OXFORD



## How to help your child read this book

This book gives your child extra practice in reading a book that includes sounds he or she has learnt at school.

Ask your child to read the Story Green Words and Red Words below, before reading the book. Do not read the book to your child first. Point to the words as he or she reads. If your child hesitates, help him or her to sound-blend the word.

Re-read each sentence or page to ensure your child understands what they are reading. Children's attention is focused on reading the words and they find it hard to focus on the information at the same time.

Don't make them struggle too much and praise them when they succeed. Do it all with patience and love!

### Story Green Words

Story Green Words are made up of sounds your child has already learnt. This book contains the following Green Words:

habitat    mushrooms    sunlight    dead    brook  
blossom    bloom    construct    treetops

### Red Words

Red Words are harder to read because the letters represent unusual sounds. Ask your child to read the Red Words, but if he or she gets stuck on a word, read the word to your child. This book contains the following Red Words:

where    they    what's    are    cold  
some    there



# What's in the woods?



Written by Karra McFarlane  
Illustrated by Anoosha Syed

## Important note

Read books to your children that are beyond the level they can read for themselves – every evening. They'll only want to become readers if they experience the joy of listening to a range of stories, non-fiction and poetry. Very soon, they will be able to read those books for themselves, as well as listen to them.


## Vocabulary check

Tell your child the meaning of each word in the context of the book.

	<b>definition:</b>	<b>sentence:</b>
<b>habitat</b>	the area where a plant or animal lives	A wood is a habitat with lots of trees.
<b>brook</b>	a small stream	Smooth rocks and gravel are at the bottom of a brook.
<b>gravel</b>	a mixture of sand and stones that have been worn down by water	Smooth rocks and gravel are at the bottom of a brook.
<b>blossom</b>	the flowers on a fruit tree	A cherry tree has lots of pink blossom.
<b>blooms</b>	comes into flower	It blooms in the spring ...
<b>construct</b>	make or build	You can construct a den with sticks.

A wood is a habitat with lots of trees.

But a wood is not just trees ...






Mushrooms grow well where it's wet.

They do not need sunlight to grow.

Look at the mushrooms on this dead tree!



It's a brook!

What's in it?



Smooth rocks and gravel are at the bottom of a brook.

Lots of insects drink from a brook.



A cherry tree has lots of pink blossom.

It blooms in the spring, when the light is just right,  
and it's not too hot and not too cold.



Branches can drop off trees when trees get too hot.

Sticks can blow off trees when it is very windy.



Robins have red chests. They often sing from the trees.



Look, it's a robin!

Robins feed on lots of things, from nuts and seeds to insects.



In some woods, paths have been put high up between the trees.

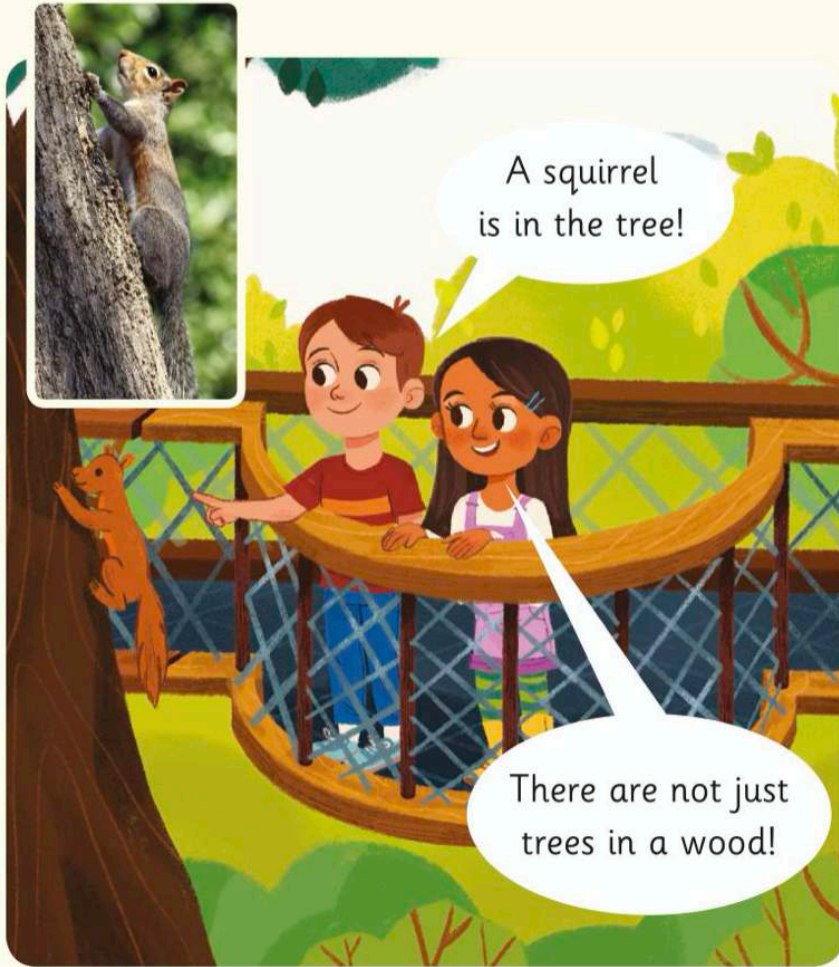
They let you see what's in the treetops.



Look up high!

Squirrels construct nests in tree trunks.

A squirrel's teeth do not stop growing.




## Think about the text

Talk with your child about what you can find in a wood.




mushrooms




brook




cherry blossom



den



robin



squirrel