


Lockdown work	
<b>Date</b>	<b>Monday 1<sup>st</sup> March</b>
<b>Subject</b>	<b>Science</b>
Pre- unit quiz	
<b>Area</b>	<b>Sound</b>
	<p>If I was playing a guitar what would I need to do to make the sound louder?</p> <hr/> <hr/>


When you have completed the pre- unit quiz read information on the PowerPoint presentation and watch these videos to help you label the key parts of the ear and explain what they functions are.



<https://www.bbc.co.uk/bitesize/topics/zgffr82/articles/zstr2nb#:~:text=Sounds%20are%20made%20when%20objects,of%20it%20is%20always%20vibrating.>


<https://www.bbc.co.uk/bitesize/topics/zgffr82/articles/zx9hcj6>

**Steps to Success**

**Lockdown work**

Date	<b>Monday 1<sup>st</sup> March</b>
Subject/s	<b><u>Science</u></b>
Learning Objective 	To know how sounds are made and how we hear them.

SA 	TA 
---	---

Success Criteria 	I understand how sounds are made.		
	I know how we can hear sounds.		
	I can identify key parts within the ear.		

Support	Independent	Adult Support ( )	Group Work
---------	-------------	-------------------	------------

Key vocabulary: vibration, ear drum, ear, sound, cochlea, auditory nerve, ear canal, pinna

Label the key parts of the ear and explain what their functions are.

