





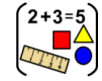


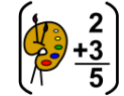



















Home learning

Friday 12th February 2021

Timetable for your day

 Wake up Activity	 RWI	 SPaG	 English	 play	 break	 maths	 play	 break	 Topic	 story	 finished
---	--	---	--	---	--	--	---	--	--	--	---

 Wake up Activity	<p>Pick an activity to help wake yourself up and get ready for the day PE with Joe – https://www.youtube.com/user/thebodycoach1</p> <p>Cosmic yoga – https://www.youtube.com/user/CosmicKidsYoga/videos</p>	 The Body Coach TV 2.62M subscribers SUBSCRIBE	 Cosmic Kids Yoga 1.03M subscribers SUBSCRIBED															
 RWI   SPaG	<p>Play the video for your set and you will see, they know what to do!</p> <table border="1" style="width: 100%; text-align: center;"> <thead> <tr> <th style="width: 33%;">Set 1</th> <th style="width: 33%;">Set 2</th> <th style="width: 33%;">Set 3</th> </tr> </thead> <tbody> <tr> <td style="font-size: 2em;">ch ch</td> <td style="font-size: 2em;">ow</td> <td style="font-size: 2em;">ow</td> </tr> <tr> <td></td> <td></td> <td></td> </tr> <tr> <td>https://youtu.be/qDoFlyG-DYM</td> <td>https://youtu.be/HzqroSzx93A</td> <td>https://youtu.be/zSa9QNr7Des</td> </tr> <tr> <td colspan="2">Fred Fingers and Hold a sentence https://youtu.be/gxQz2C5H-ZE</td> <td>Fred Fingers and Hold a sentence https://youtu.be/ei8r8xKRThg</td> </tr> </tbody> </table> <p>SPaG – See sheets below</p>			Set 1	Set 2	Set 3	ch ch	ow	ow				https://youtu.be/qDoFlyG-DYM	https://youtu.be/HzqroSzx93A	https://youtu.be/zSa9QNr7Des	Fred Fingers and Hold a sentence https://youtu.be/gxQz2C5H-ZE		Fred Fingers and Hold a sentence https://youtu.be/ei8r8xKRThg
Set 1	Set 2	Set 3																
ch ch	ow	ow																
																		
https://youtu.be/qDoFlyG-DYM	https://youtu.be/HzqroSzx93A	https://youtu.be/zSa9QNr7Des																
Fred Fingers and Hold a sentence https://youtu.be/gxQz2C5H-ZE		Fred Fingers and Hold a sentence https://youtu.be/ei8r8xKRThg																

English See sheets below

Have a break and play

Maths See sheets below

Have a break and play

Topic See sheets below

Story time **Reading** – Read one of your favourite books to you parent/carer. If you have ran out of books, log on to your myon.co.uk and find a book from there! Ask your teacher on class dojo if you aren't sure of your username or password.
Story time -

Hope you had a lovely day 😊



RWI

RWI

Set 1 sounds

Day 5



Practise handwriting

Curl around the caterpillar, then go down the horse's head to the hooves and over his back


ch ch ch ch

Practise sound-writing

ch

What is it?

Day 2



Practice reading these words.

Read in Fred Talk (pure sounds).

gas pond full swim drink trunk
ship flush bath

Read in syllables.

sol`id → solid li`quid → liquid an`i`mals → animals
a`cross → across tra`vel → travel

Read the root word first and then with the ending.

dish → dishes suck → sucking

your	said	you	are
to	be	go	baby

Read the story –


https://www.oxfordowl.co.uk/api/digital_books/1492.html

Hold a sentence.

The pond is full of water.

What is it?

Day 3



Read the story -

https://www.oxfordowl.co.uk/api/digital_books/1492.html

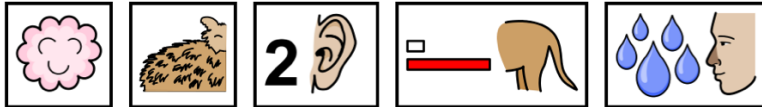
Proofread

Find and fix the 3 mistakes in this sentence.

we can wash in it and hav a bath in it

Build a sentence


Can you write your own version of the text about a dog.



What am I?

Horses

Day 2



Practice reading these words.

☆ horse born hay grass brush vet ill
feed fast guard* Queen cart farm pull

Ask children to say the syllables and then read the whole word.

Arab Exmoor adult horseguard* explore
transport

Ask children to read the root first and then the whole word with the suffix.

breed → breeds win → winning

all	want	some	what
they	do	was	call
be	she	we	her
so	old	like	I've

Read the story

<https://www.oxfordowl.co.uk/api/interactives/29296.html>

Hold a sentence.

An adult horse needs hay and grass to eat.



SPaG – Quiz

Date	Friday 5 th February
Subject/s	SPaG
Learning Objective	SPaG Quiz

.....

Which type of word is **beautiful** in the sentence below?

The **beautiful** princess danced at the party.

- a verb
- an adjective
- a noun
- an adverb

.....

Write the missing punctuation mark to complete the sentence below.

What time is the party starting today

.....

Add commas to the sentence below.

On the farm I saw a sheep cow pig and some chickens.

.....

Turn these words into **nouns** by adding **-ness** or **-er**. Write the new word, in full, on the line.
Remember that some letters might need to be changed or added on to create the correct spelling!

teach _____ bright _____
swim _____ happy _____

.....

Underline the **expanded noun phrase** in the sentence below.

Faiza's red and gold dress swirled as she danced.

.....

Which type of word is underlined in the sentences below?

She laughed loudly at the man telling jokes.

He whispered quietly during the story.

Jessica held the baby gently.

verbs

adjectives


nouns

adverbs

.....

Why do the underlined words start with a **capital letter**?

Queen Isobel and King Benjamin enjoyed watching the horse racing at Ascot on Thursday afternoon.





Maths- To count in 2s, 5s and 10s and use this to solve problems



12.02.20

12.02.2021

$5 + 7 = \square$

$19 - 9 = \square$

$89 + 10 = \square$

$17 - 6 = \square$

$15 + 3 + 3 = \square$

$28 + \square = 3$

$69 + 11 = \square$

$4 + 4 + 2 + 2 = \square$

$4 + 5 + 9 = \square$

$6 + 3 + 4 = \square$

$86 + 5 = \square$

Today we are learning to:

count in 2s, 5s and 10s from 0 and use this to solve problems



Success Criteria:

- I can count in 2s
- I can count in 5s
- I can count in 10s
- I can count in 2s, 5s and 10s to solve problems

Pre task

2	4		8		12	
---	---	--	---	--	----	--

	10	15	20			
--	----	----	----	--	--	--

10	20	30				
----	----	----	--	--	--	--

How much would 6 sweets cost that are 2p each?



Can you count in 2s?

Can you count in 5s?

Count you count in 10s?

★ Can you count in 2s, 5s and 10s backwards? ★

Complete the number tracks



2		6	8		12		
---	--	---	---	--	----	--	--

	10	20			50	60	
--	----	----	--	--	----	----	--

5	10	15					
---	----	----	--	--	--	--	--

85			55		35		
----	--	--	----	--	----	--	--



Draw pictures or repeated addition to solve the problems



How many eyes do 5 children have?

How much for 3 sweets at 5p each?

Draw pictures or repeated addition to solve the problems



How many fingers do 7 children have?


How many wheels do 4 bikes have?




Convince me I am wrong



I went to the shops and bought 8 sweets which were 10p each.


I spent 45p.

Date	12.02.2021
Subject/s	Maths
L.O 	To count in 2s, 5s and 10s from 0 and use this to solve problems


Success criteria 	I can count in 2s		
	I can count in 5s		
	I can count in 10s		
	I can count in 2s, 5s and 10s to solve problems		
Support	Independent	Adult Support	Group

Fluency 1


Fill in the missing numbers.

 Ben

○ 20 ○ ○ 50 ○ ○

 Harry

○ ○ 6 ○ ○ 12 ○

 Willow

○ 10 ○ ○ ○ 30 ○

Who is counting up in 5s?

Fluency 2

How much for 6 lollipops at 5p each?

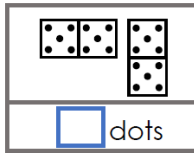
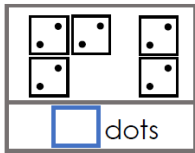
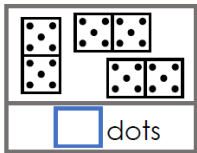
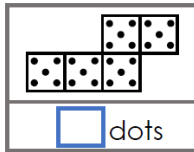
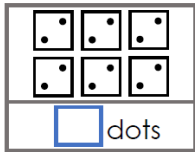
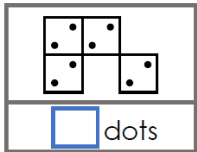
How many eyes do 4 children have?

How many fingers do 7 children have?

How much for 5 buns at 10p each?

Reasoning and Problem solving

How many dots?



A flower has 5 petals.
How many petals do 5 flowers have?



Spot the mistakes!

10, 12, 14, 17, 20, 22, 23, 26

10, 20, 30, 40, 15, 16, 70, 80

5, 10, 15, 20, 30, 35, 40, 45

Which has more?

4 bags of sweets with 5 in each or
3 bags of sweets with 10 in each?

Explain your reasoning.





Topic

Topic – Music: I wanna play in a band step 3 (on Charanga)

Last week, you were sent your username and password for Charanga on class dojo and a text. Click the link below and use those details to log on.

<https://derbyshire.charanga.com/site/log-in/>

You have been assigned the unit 'I wanna play in a band'. Click on the assignment seen below:

Click the first lesson called 'I wanna play in a band – step 3'

The screenshot shows the Charanga YUMU website interface. At the top, there's a navigation bar with the logo, 'POINTS: 0', 'LOG OUT', and 'HELP'. Below that, the page title is 'Assignments for Helpful Hollies 20-21'. A 'What to do' box instructs users to click on links to complete assignments. Under the heading 'Unit: I Wanna Play In A Band', there is a list of seven lessons, each with a 'NEW' badge. The third lesson, 'I Wanna Play In A Band - Step 3', is circled in red. The browser's address bar shows the URL: https://derbyshire.charanga.com/yumu/pupil_groups/160855-helpful-hollies-20-21/assignments. The Windows taskbar at the bottom shows the time as 14:04 on 25/01/2021.

Work through the activities on the right hand side.

The screenshot shows the 'Step 2' lesson page on the Charanga YUMU website. The page has a 'Back to the menu' button and a 'Step 2' header. The main content area features the Charanga logo. On the right-hand side, there is a list of activities, each with a radio button. The entire list of activities is circled in red. The activities are: 'Listen and Appraise - We Will Rock You', 'Listen and Appraise - I Wanna Play In A Band', 'Warm-up Games - I Wanna Play In A Band', 'Flexible Games Track - I Wanna Play In A Band', 'Play Your Instruments - I Wanna Play In A Band', 'Learn to Sing the Song - I Wanna Play In A Band', and 'Perform the Song - I Wanna Play In A Band'. The browser's address bar shows the URL: https://derbyshire.charanga.com/yumu/pupil_groups/160855-helpful-hollies-20-21/lessons/450682-i-wanna-play-in-a-band-step-2. The Windows taskbar at the bottom shows the time as 14:05 on 25/01/2021.

Have fun and I look forward to seeing how you get on via class dojo.