








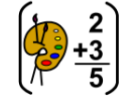



















Home learning

Tuesday 23rd February 2021

Time table for your day

 Wake up Activity	  RWI SPaG	 English	  play break	 maths	  play break	 Topic	 story	 finished
---	---	--	---	--	---	--	--	---

 Wake up Activity	<p>Pick an activity to help wake yourself up and get ready for the day PE with Joe – https://www.youtube.com/user/thebodycoach1</p> <p>Cosmic yoga – https://www.youtube.com/user/CosmicKidsYoga/videos</p>	 The Body Coach TV 2.62M subscribers SUBSCRIBE	 Cosmic Kids Yoga 1.03M subscribers SUBSCRIBED															
 RWI   SPaG	<p>Play the video for your set and you will see, they know what to do!</p> <table border="1" style="width: 100%; text-align: center;"> <thead> <tr> <th style="width: 33%;">Set 1</th> <th style="width: 33%;">Set2</th> <th style="width: 33%;">Set3</th> </tr> </thead> <tbody> <tr> <td style="font-size: 2em;">a</td> <td style="font-size: 2em;">ee</td> <td style="font-size: 2em;">oi</td> </tr> <tr> <td></td> <td></td> <td></td> </tr> <tr> <td>https://youtu.be/NgAJPNs15lg</td> <td>https://youtu.be/-anCt1oZ_KO</td> <td>https://youtu.be/6aR4Cqg2xkA</td> </tr> <tr> <td></td> <td>Fred Fingers and Hold a sentence https://youtu.be/QfeXOivGrXc</td> <td>Fred Fingers and Hold a sentence https://youtu.be/aBkyOOMMs1w</td> </tr> </tbody> </table> <p>SPaG – See sheets below</p>			Set 1	Set2	Set3	a	ee	oi				https://youtu.be/NgAJPNs15lg	https://youtu.be/-anCt1oZ_KO	https://youtu.be/6aR4Cqg2xkA		Fred Fingers and Hold a sentence https://youtu.be/QfeXOivGrXc	Fred Fingers and Hold a sentence https://youtu.be/aBkyOOMMs1w
Set 1	Set2	Set3																
a	ee	oi																
																		
https://youtu.be/NgAJPNs15lg	https://youtu.be/-anCt1oZ_KO	https://youtu.be/6aR4Cqg2xkA																
	Fred Fingers and Hold a sentence https://youtu.be/QfeXOivGrXc	Fred Fingers and Hold a sentence https://youtu.be/aBkyOOMMs1w																

English	See sheets below
---------	------------------

Have a break and play

Maths	See sheets below
-------	------------------

Have a break and play

Topic	See sheets below
-------	------------------

Story time	<p>Reading – Read one of your favourite books to you parent/carer. If you have ran out of books, log on to your my.on.co.uk and find a book from there! Ask your teacher on class dojo if you aren't sure of your username or password.</p> <p>Story time -</p>
------------	---

Hope you had a lovely day 😊



RWI

RWI

Set 1 sounds

Day 2



Practise handwriting

Round the apple, down the leaf




Practise sound-writing

a

Nip and Chip

Day 2



Practice reading these words.

ship jump and trip hit log
long that went jig jog croc
not off quick snap

it → it's

let → let's

your	said	you	are
to	be	go	baby

Read story 1 -


<https://www.oxfordowl.co.uk/api/interactives/29256.html>

Hold a sentence.

The ship hit a log.

Up in the Air

Day 2



Practice reading these words.

air flap gas lit send pull cord top
wind hair

Ask children to say the syllables and then read the whole word.

balloon basket below

Ask children to read the root first and then the whole word with the suffix.

hang → hangs jet → jets light → lighter
pass → passes blow → blows

all	want	some	what
they	do	was	call
be	she	we	her
so	old	like	I've

Read the story

<https://www.oxfordowl.co.uk/api/interactives/29291.html>

Hold a sentence.

The wind blows the balloon left and right.

LO: To identify statements and exclamations.

Success Criteria:

- I can identify a statement.
- I can identify an exclamation.
- I can use a full stop at the end of a statement.
- I can use an exclamation at the end of an exclamation.

Types of Sentences



There are four basic types of sentence in the English language. They are...

Questions
How much does it cost?

Commands
Let me drive your car.

Statements
The car is green.

Exclamations
What a shiny new car you have!

Types of Sentences



In this lesson we will concentrate on

Statements and Exclamations

Statements
The car is green.

Exclamations
What a shiny new car you have!

Types of Sentences



Statements

- Statements are the most common type of sentence.
- Statements give information or 'state' things.
- They can be very simple or more complicated.
- They begin with a capital letter and end with a full stop.
- All of the sentences on this page, including this one, are statements.

statements

- Danya's favourite food is pizza.
- It is 7 o'clock.
- I live next door to Elise.
- When I have chips I like to soak them in vinegar and sprinkle them with salt.

Types of Sentences



Exclamations

- An exclamation 'states' something just like a statement but with strong feeling or emotion.
- It ends with an exclamation mark.
- It can be used to express anger, happiness, confusion, love, excitement.
- An exclamation sentence must start with 'what' or 'how' and needs a verb and a noun.

exclamations

- How greedy of Bob to eat Sita's cake!
- How terrifying this ghost story is!
- What an enormous turnip you have!
- What a fantastic film we just watched!

Types of Sentences



The way something is read gives us a big clue to what type of sentence it is.

1. Hold your answer cards so that you have your exclamation card in your right hand and your full statement card in your left hand.
2. Close your eyes so you can really concentrate on your teacher reading out the sentences on the following slide.
3. Hold up the card that matches whether you think the sentence is a statement or an exclamation.
4. Check the answer – were you right?

How horrible of Raya to scare Harry!

I like oranges.

Dogs are a popular pet.

What an exciting party that was!

What a delicious cupcake this is!

Can you find an example of an exclamation in our model text?

The King rebed back and forth, back and forth, back and forth. "How silly of him to imagine that things can talk!" There was a long silence - and then the chair spoke! "Quite so - whatever heart of a talking papaya?"

Can you find an example of a statement in our model text?




Once upon a time there was farmer who lived in a village. One day he felt hungry so he went out to pick a papaya. To his amazement, the papaya spoke, "Hands off!"










Exclamation



Statement

Date	Tuesday 23 rd February		
Subject/s	SPaG		
Learning Objective	To identify statements and exclamations.		
			
Success Criteria 	I can identify a statement.		
	I can identify an exclamation.		
	I can use a full stop at the end of a statement.		
	I can use an exclamation mark at the end of an exclamation.		
Support	Independent	Adult Support	Groups

1. Add a full stop or an exclamation mark to each of these sentences to make them statements or exclamations.

	a) Dragons exist only in stories	
	b) How lucky we were to escape the dragon	
	c) After break we have our maths lesson	
	d) What a hard maths problem this is	
	e) How kind of Jayden to help me with my maths work	
	f) How incredibly fast and exciting this ride is	
	g) The ride takes about 3 minutes	
	h) The cat is meowing because she is hungry	
	i) What a terrible fight those cats are having	
	j) The Sun is a medium sized star	
	k) How hot it is today	
	l) How horrible these vegetables are	
	m) What lovely green peas we are eating	
	n) Peas are one of the smallest vegetables you can find	
	o) How frightened I was when something touched my arm	
	p) What a loud scream you have	
	q) Some of the windows are broken and the house is empty	



English

English – To discuss and understand the meaning of words

Tuesday 23rd February 2021

English

Journey Story

What are we learning today?

To understand and discuss the meaning of words

- I can read the word.
- I can read the definition.
- I can match the word to the definition.

Once upon a time	then	Suddenly	until	and	so	but	because	if
First	After that	When		Although				
Early in the morning	Next	At that moment		In the end			finally	
One day	soon	Now		However				
By the next morning								


Bleated

the noise a sheep or goat makes.



Amazement

a feeling of great surprise or wonder.



Shepherd

a person who tends and rears sheep.



Foolish

unwise and silly



Market

an area or arena in which commercial dealings are conducted.





As fast as his legs could carry him

Running very fast



Date	Monday 22 nd February 2021
Subject/s	English – Journey Story
Learning Objective	To discuss and understand the meaning of words.



Success Criteria  	I can draw a picture to represent the word		
	I can write the definition		
	I can write the word in a sentence		
Support	Independent	Adult Support	Groups

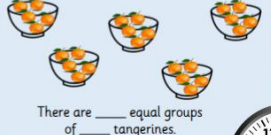
Word	Picture	Definition	In a sentence
----- _____ _____ -----			
----- _____ _____ -----			
----- _____ _____ -----			
----- _____ _____ -----			
----- _____ _____ -----			

$$2+3=5$$

Maths- To add equal groups

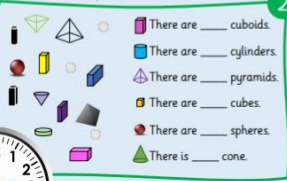
MATHS **STARTER** OF THE DAY 23.2.2021

1 Look at the groups below and complete the sentence.



There are ___ equal groups of ___ tangerines.


2 Complete the sentences.




There are ___ cuboids.
 There are ___ cylinders.
 There are ___ pyramids.
 There are ___ cubes.
 There are ___ spheres.
 There is ___ cone.

3 Use the pictures to make equal groups.

Make equal groups of 2



There are ___ groups of 2 ducks.

4  $\square = 5 \times 9$
 $9 \times (2 \times 5) = 67 + \square$




23.2.2021

Today we are learning to:

Add equal groups

Success Criteria:


- I can count the groups.
- I can count how many are in each group.
- I can write the addition sentence.
- I can find the total.

There are ___ equal groups of ____.


___ + ___ + ___ =

Your turn




There are ___ equal groups of ____.

___ + ___ =




Complete the table.

	Draw It	Say It	Add It

©White Rose Maths

Your turn

Complete the table.


	Draw It	Say It	Add It

©White Rose Maths


Prove it!

Which one does not belong?


Three 5s





5 + 5 + 5






Fifteen




What do we need to change to make them all represent the same?

Date	23.02.2021
Subject/s	Maths
L.O  	To add equal groups

				
Success criteria 	I can count how many groups there are.			
	I can count how many in each group.			
	I can write the addition sentence.			
	I can find the total.			
Support	Independent Adult Support Group			

Fluency 1

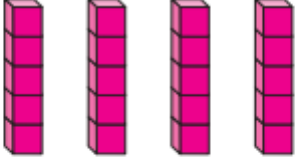
a)



There are equal groups with in each group.

+ + = 18

b)







There are equal groups with in each group.

+ + + = 20

Fluency 2

Complete the table

	Draw it	Say it	Add it
	Draw it	Say it	Add it
	Draw it	Say it	Add it
	Draw it	Say it	Add it

True or False?



$$5 + 5 = 2 + 2 + 2 + 2 + 2$$

Draw an image or use cubes to help you explain your answer.

Which one does not belong?



Two 5s

Ten

$$5 + 5$$



What do we need to change to make them all represent the same?

Complete the sentences.

a) $3 + 3 + 3 + 3 = 12$



There are equal groups with
in each group.

b) $2 + 2 + 2 + 2 + 2 + 2 + 2 = 14$

There are equal groups with
in each group.



Topic

Topic – To explore making colour.

<https://www.proprofsgames.com/colour-mixing/>

Tuesday 23rd February 2021

What are we learning today?
To explore making colour

- I can identify primary colours
- I can identify secondary colours
- I can mix two colours together
- I can create a colour wheel

Art & Design

Colour mixing	Record	fabrics	cutting	Collage
colour wheel	sketch book	Wool	Tearing	Weave
colour spectrum	plan	paper	layering	rubbings
recycled	develop	material	Dye	batik work
Textures		natural		

Colour Mixing

We are going to be learning about colour mixing.

Primary Colours

There are 3 primary colours. Red, Yellow and Blue

Secondary Colours

You use the **primary** colours to mix the secondary colours.

Mixing Secondary Colours

<https://www.proprofsgames.com/colour-mixing/>

Can you use your primary colours to create secondary colours?

Use the rainbows to help you!


All you need is some red, yellow and blue paint, you could even try with pencils!

This is also a fun game you could play online:

<https://www.proprofsgames.com/colour-mixing/>

Colour Mixing

Primary Colours



Secondary Colours

