




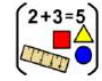




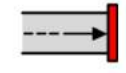





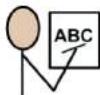














Home learning

Tuesday 9th February 2021

Timetable for your day

 Wake up Activity	 RWI	 English	 play	 break	 maths	 play	 break	 Topic	 story	 finished
---	--	--	---	--	--	---	--	--	--	---

<div>Wake up activity</div> <div></div> <div>Wake up Activity</div>	<div>Pick an activity to help wake yourself up and get ready for the day PE with Joe – https://www.youtube.com/user/thebodycoach1</div> <div><div><div>The Body Coach TV 2.62M subscribers SUBSCRIBE</div></div><div><div>Cosmic Kids Yoga 1.03M subscribers SUBSCRIBED</div></div></div> <div>Cosmic yoga - https://www.youtube.com/user/CosmicKidsYoga/videos</div>												
<div>RWI or SPaG</div> <div></div> <div>RWI</div> <div></div> <div></div> <div>SPaG</div>	<div>Play the video for your set and you will see, they know what to do!</div> <table><tr><th>Set 1</th><th>Set2</th><th>Set3</th></tr><tr><td><div></div></td><td><div></div></td><td><div></div></td></tr><tr><td>https://youtu.be/Sz5Q6FFAunw</td><td>https://youtu.be/xV-KWU5nn_c</td><td>https://youtu.be/Z2IVwoIeIpw</td></tr><tr><td></td><td><div>Fred Fingers and Hold a sentence https://youtu.be/_JKzUJNQUXg</div></td><td><div>Fred Fingers and Hold a sentence https://youtu.be/Ye_3rQLZu9Y</div></td></tr></table> <div>SPaG – See sheets below</div>	Set 1	Set2	Set3	<div></div>	<div></div>	<div></div>	https://youtu.be/Sz5Q6FFAunw	https://youtu.be/xV-KWU5nn_c	https://youtu.be/Z2IVwoIeIpw		<div>Fred Fingers and Hold a sentence https://youtu.be/_JKzUJNQUXg</div>	<div>Fred Fingers and Hold a sentence https://youtu.be/Ye_3rQLZu9Y</div>
Set 1	Set2	Set3											
<div></div>	<div></div>	<div></div>											
https://youtu.be/Sz5Q6FFAunw	https://youtu.be/xV-KWU5nn_c	https://youtu.be/Z2IVwoIeIpw											
	<div>Fred Fingers and Hold a sentence https://youtu.be/_JKzUJNQUXg</div>	<div>Fred Fingers and Hold a sentence https://youtu.be/Ye_3rQLZu9Y</div>											
English	See sheets below												
Have a break and play													
Maths	See sheets below												
Have a break and play													
Topic	See sheets below												
Story time	<div>Reading – Read one of your favourite books to you parent/carer. If you have ran out of books, log on to your myon.co.uk and find a book from there! Ask your teacher on class dojo if you aren't sure of your username or password.</div> <div>Story time -</div>												
Hope you had a lovely day 😊													



RWI

Set 1 sounds

Day 2



Practise handwriting

Down the arm and leg and repeat the other side



Practise sound-writing




Have a read of the words in this book.

<https://www.oxfordowl.co.uk/api/interactives/30664.html>

A Pet Goldfish

Day 2



Practice reading these words.



from pet tank net add fresh tip
drop just much pick plants

Ask children to say the syllables and then read the whole word.

gravel

your	said	you	are
to	be	go	baby


Read the story –

<https://www.oxfordowl.co.uk/api/interactives/29263.html>

Hold a sentence.

You can get a goldfish from a shop.

Day 2



Practice reading these words.

Story Green Words are made up of sounds your child has already learnt.
This book contains the following green words:

chicken

Grandad

all	want	some	what
they	do	was	call
be	she	we	her
so	old	like	I've

Read the story

<https://www.oxfordowl.co.uk/api/interactives/29294.html>


Hold a sentence.

Dad I'm stuck with my book!

This image shows a blank sheet of handwriting practice paper. It features four identical sets of horizontal lines arranged vertically. Each set includes three lines: a solid top line, a dashed middle line, and a solid bottom line, providing a guide for letter height and placement. The background is white, and the lines are light gray.

Save the whale

Day 2



Practice words.

whale pale fin pod age krill born stage twist
male stuck safe save world*

Ask children to say the syllables and then read the whole word.

Atlantic humpback Pacific World Wildlife Fund
mammal dirty contact flippers

Ask children to read the root first and then the whole word with the suffix.

mark → markings group → groups hunt → hunted
kill → killed net → nets bump → bumps
problem → problems wave → waves litre → litres*
metre → metres* tonne → tonnes*

**Challenge Words*

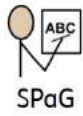
one	watch	school	small
wall	were	brother	their
there	where	I'm	tall
any	saw	fall	

Read the story




<https://www.oxfordowl.co.uk/api/interactives/29254.html>

Hold a sentence 1.





Don't forget to look after the whale.



SPaG – To explain the meaning of words. To

Date	Tuesday 9 th February		
Subject/s	SPaG – Reading comprehension		
Learning Objective	To discuss and understand the meaning of words		
			
Success Criteria 	I can read the word.		
	I can match the word to the picture.		
	I can use the word in the sentence.		
Support	Independent	Adult Support	Groups

Write the word to the correct picture.

cauldron		
potion		
froth		
scattered		

Challenge – Write a sentence using the word.

Tuesday 9th February

LO: To form comparative and superlative adjectives.

Success Criteria:

- I can use the suffix er and est to compare.
- I can add the suffix er and est to an adjective.
- I can add the suffix er and est using the correct spelling rule.

Comparative Adjectives



Look at these pictures. What do you notice?



strong

stronger

strongest

Comparative Adjectives



Look at these pictures. What do you notice?



fast

faster

fastest

Comparative Adjectives



We call these adjectives comparative and superlative adjectives.



fast

faster

fastest

When we compare two things we use comparative adjectives.
When we compare three or more things we use superlative adjectives.

Adding er and est



Adding er and est to these words is quite easy!

short + er = shorter

short + est = shortest

long + er = longer

long + est = longest

great + er = greater

great + est = greatest

Can you add er and est to these words? Write your answers on your whiteboards.

slow

tall

Adding er and est



Adding er and est to words that end in y.
Have a look at these words:

pretty + er = prettier

pretty + est = prettiest

tasty + er = tastier

tasty + est = tastiest

If the adjective ends in a y, we need to change it to an i, then add er or est. Can you add er and est to these words? Write the answers on your whiteboards.

easy

happy

If the adjective ends in a y, we need to change it to an i, then add er or est.

Adding er and est



Adding er and est to words that end in e.
Have a look at these words:

wise + er = wiser

wise + est = wisest

strange + er = stranger

strange + est = strangest

When the word ends in an e, we knock the e off before adding er or est. Can you add er and est to these words? Write your answers on your whiteboards.

late

cute

When the word ends in an e, we knock the e off before adding er or est.

Adding er and est



Have a look at these words:

sad

sadder

saddest

thin

thinner

thinnest

These adjectives all end in a vowel and one consonant.







When an adjective ends in a vowel and one consonant, we need to double the last consonant to keep the vowel short.

Can you add er and est to these words?

hot

wet

Date	Tuesday 9 th February		
Subject/s	SPaG		
Learning Objective 	To form comparative and superlative adjectives.		
			
Success Criteria 	I can use the suffixes er and est to compare.		
	I can add the suffix er and est to an adjective.		
	I can add the suffixes er and est using the correct spelling rule.		
Support	Independent	Adult Support	Groups

Can you complete this table by writing the comparative (er suffix) and the superlative (est) adjectives?
The first one has been done for you.

Adjective	adding er (comparative)	adding est (superlative)
thin	thinner	thinnest
big		
sad		
wise		
large		
safe		
strange		
great		
happy		
jolly		
lazy		



English

English – To write a journey story


Can you write a journey story about a hat that speaks? Remember a journey story involves the character going on a journey from their home to somewhere else. Also remember our five-part story structure to help you

structure your story. **Cold Write**

Date:	Tuesday 2 nd February
Text Genre:	Fiction
Task:	Write a Journey story
Next Steps Teacher Assessment:	

The Hat that Spoke

Handwriting practice lines for the story 'The Hat that Spoke'. The page contains 10 sets of three horizontal lines (top solid, middle dashed, bottom solid) for writing.



$$2 + 3 = 5$$

Maths- To draw pictograms



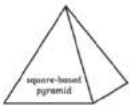
9.02.2021

$$7 + 5 + 7 = \square$$

$$61 + 11 = \square$$

$$67 + 33 = \square$$

$$5 + 8 + 8 = \square$$



edges _____
faces _____

$$69 + 11 = \square$$

$$45 + 17 = \square$$

$$51 - 16 = \square$$

$$8 + 9 + 2 = \square$$



Use the tally chart to complete the pictogram,

Transport to school	Tally
Walk	
Car	
Bike	
Scooter	
Bus	

Transport to school	
Walk	
Car	
Bike	
Scooter	
Bus	

= 2 people



Use the information to complete the pictogram.

Books read	Tally
Year 1	
Year 2	
Year 3	
Year 4	
Year 5	
Year 6	

Books read	
Year 1	
Year 2	
Year 3	
Year 4	
Year 5	
Year 6	

= 5 books

Year 3 sell ice-creams at the summer fete.
Draw a pictogram to represent the data.

Books read	Tally
Chocolate	
Vanilla	
Lemon	
Mint	
Strawberry	




The tally chart and the pictogram both show the same thing.

Pencils	
Red	
Blue	
Green	
Brown	

Colours	
Red	
Blue	
Green	
Brown	

= 10 pencils

Fluency 1



Complete the tally chart.

Fruit	Tally	Total
Apples		
Oranges		
Bananas		

Fruit	
Apples	
Oranges	
Bananas	

Fruit	
Apples	
Oranges	
Bananas	

Key
 = 1 piece of fruit

= 2 pieces of fruit

Fluency 2

Class 2 vote for whether they would like to play tennis, football or netball.

The tally chart shows the votes.

Sport	Tally	Total
Tennis		5
Football		20
Netball		10

Complete the pictogram.


Sport	
Tennis	
Football	
Netball	




Key
 = 5 votes

Complete the pictogram.


Sport	
Tennis	
Football	
Netball	

Key
 = 10 votes

Date	09.02.2021
Subject/s	Maths
L.O 	To draw pictograms (2, 5 and 10)

Success criteria 	I can add up the tally		
	I can count in 2s, 5s and 10s to draw a pictogram		
	I can record odd numbers on a pictogram		
Support	Independent	Adult Support	Group

Fluency 1



Key

 = 1 piece of fruit

Fruit	
Apples	
Oranges	
Bananas	

Complete the tally chart.

Fruit	Tally	Total
Apples		
Oranges		
Bananas		

Key

 = 2 pieces of fruit

Fruit	
Apples	
Oranges	
Bananas	


Fluency 2

Class 2 vote for whether they would like to play tennis, football or netball.


The tally chart shows the votes.

Sport	Tally	Total
Tennis		5
Football		20
Netball		10


Complete the pictogram.

Sport	
Tennis	
Football	
Netball	


Key

 = 5 votes

Complete the pictogram.

Sport	
Tennis	
Football	
Netball	

Key


 = 10 votes

Reasoning and Problem solving

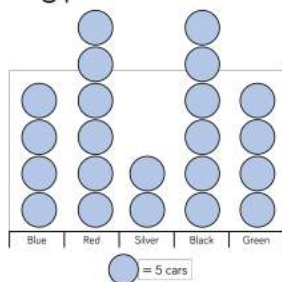
Sam is completing a pictogram. He says the circles mean 5 so I need to draw 5 circles for 20 tally marks.















Is he correct?



Teddy and Eva both draw a pictogram to show how many cars they counted driving past their school.



Colour	Number on cars
Blue	 
Red	  
Silver	
Black	  
Green	 

 = 10 cars

What is the same? What is different?



Topic

Topic – History: To understand changes within living memory

<https://youtu.be/x4InbdddC7g>

<https://www.loom.com/share/05895cf78c5e49388b57d77f99decd34>

After reading through the powerpoint or listening to the loom video, can you sort through these pictures of old and new toys?

The Old Toy Room

Comparing Old and New Toys



New Toys

There are lots of different toys in the world. Can you name any?



doll puppets building bricks figures tablet
games console cuddly toy electronic toy bike football

Old Toys

Can you name any old toys?



rocking horse ragdoll train set tin robot doll's house
toy soldiers teddy bear pull-along toy marbles spinning top roly-poly toy

What Are the Differences?

Old and new toys have lots of differences. Can you think of any?



What are they made from?
How are they made?
How do they move?

What Are They Made From?

Old and new toys are usually made from different materials. Can you name any materials?



wood metal plastic fabric
cotton glass ceramic

What Are They Made From?

Old toys were usually made from materials such as wood, metal, glass and fabric.



New toys are usually made from plastic.

How Do They Move?

Lots of old and new toys can move in some way. They may even make sounds.

Many old toys moved by clockwork or 'wind-up'. This was usually a small metal key which attached to the toy and you turned lots of times. This would make small wheels (or gears) inside the toy turn and make the toy move.



Shutterstock / iStockphoto.com / iStockphoto.com / iStockphoto.com

How Do They Move?

Many new toys use electricity or batteries to move, make noise or light up.

These toys may have lots of different parts, made from lots of different materials.

A tablet computer has a glass screen, a plastic cover and metal parts inside to make the electric parts work.



How Are They Made?

Old toys were made differently to how toys are made today.

Lots of old toys were made from wood. These toys were all handmade. This meant that they took a long time and cost a lot of money to make. It also meant that fewer toys could be made.



Shutterstock / iStockphoto.com / iStockphoto.com / iStockphoto.com

How Are They Made?

Lots of new toys are made from plastic.

Plastic is much cheaper to use. It can be melted and poured into moulds so lots of toys can be made at the same time. This makes the toys much quicker to make too.

Toys are mostly made by machines in factories now.



Shutterstock / iStockphoto.com / iStockphoto.com / iStockphoto.com

Old or New?

Can you work out which of these toys are old and which ones are new?



Shutterstock / iStockphoto.com / iStockphoto.com / iStockphoto.com

Old toys

New toys



Challenge

Can you write the similarities and differences between old and new toys? Think about what they are made from, how they are made and how they move.

Handwriting practice lines for the challenge section.

twinkl

Old toys



New toys



Challenge



Can



you



write

the



similarities



and



differences



between



old



and



new



toys?



Think about



what



they

are



made



from,



how



they

are



made



and



how



they



move.



doll



board games



building blocks



rag doll



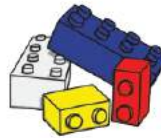
game console



Jack in the box



toy soldiers




plastic bricks



superhero



marbles



robot



teddy bear



pogo stick



radio controlled vehicles




toy ship



inline skates



scooter



rocking horse



skateboard



whip and top