





Steps to Success

Lockdown	
Date	
Subject/s	Design and Technology
Learning Objective 	To create an annotated sketch of your product.

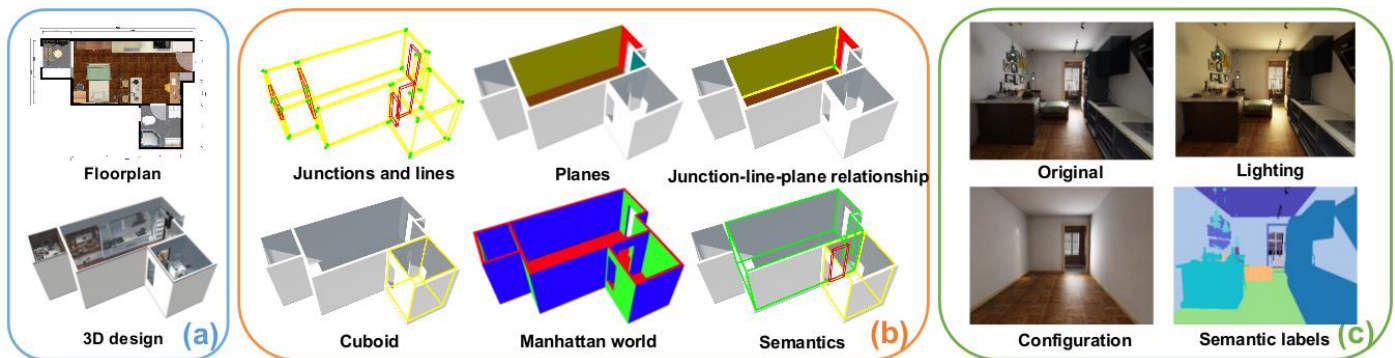
		SA 	TA 
Success Criteria 	I can annotate my design.		
	I can use cross sections to show each section.		
Support	Independent	Adult Support ()	Group Work
Key vocabulary for the lesson: Prototype annotate tools material equipment specification user criteria			

You are going to draw and annotate your design for Shackleton's shelter. You need to draw and annotate both the inside and outside including:

- Materials
- Colours
- What will each room be used for?
- How is it weather safe?
- What will be in each room?

Remember the conditions and location that Shackleton is in!

Use the pictures below to give you an idea of how to sketch out your design





Bird House Builders

Exploded Diagram Image

