





Steps to Success

Lockdown Learning - DT	
Date	<u>Friday 5th February</u>
Subject/s	<u>English</u>
Learning Objective 	I can find facts about Shackleton

		SA 	TA 
Success Criteria 	I can retrieve facts by skimming and scanning		
	I can infer facts by explaining what phrases might mean		
	I can explain what I know about Shackleton		
Support	Independent Adult Support () Group Work		

Today we will be thinking about the whole text. We will be using the text to find information about Shackleton. You will need to look back at the text or watch the videos on the website (or both).

First we will be retrieving facts about Shackleton (him as a person, not his journey). This means we can find the facts in the text and take them straight out. For example: On page 1 it says he was born on 15th February 1874. On page 23 it says he battled bravely over 700 miles of pack ice.

Next we will be inferring information about Shackleton. This means we can find things in the text, but then we need to interpret them – have a think about what this means.

For example: on page 1 it tells us that Shackleton said “I think I can do something better, I want to make a name for myself”. This shows that he was determined to achieve something important and to become famous. On page 28 it says that “Shackleton knew it was vital to keep the crew’s morale high”. This shows that he was a good leader.

Find more examples of retrieved and inferred information in the text and write in a table. Don’t forget to include quotes with inverted commas.

Retrieved information	Inferred information

