

Space Telescope

Day 3



Read the story

<https://www.oxfordowl.co.uk/api/interactives/29261.html>

Hold a sentence 2.

Most people at NASA were men

Grammar

Read the sentences below. Underline the noun phrase.

1. Look up at the round moon.
2. You can see dark patches.
3. They are huge craters.
4. The first humans landed in 1969

Vocabulary.

Complete the sentence using one of the words from the box.

craters orbits Tides Reflected. Apollo


1. The moon _____ the Earth.
2. It makes _____ in the Earth's seas.
3. The moon shines with _____ light from the sun
4. When space objects hit the Moon, _____ are made.

Read
Write
Inc.
Phonics

BOOK
BAG
BOOKS

NON-FICTION

Nancy Roman's space telescope



Text by Abbie Rushton
Illustrated by Michelle Simpson
Series developed by Ruth Miskin

OXFORD



How to help your child read this book

This book gives your child extra practice in reading a book that includes sounds he or she has learnt at school.

Ask your child to read the Story Green Words and Red Words below, before reading the book. Do not read the book to your child first. Point to the words as he or she reads. If your child hesitates, help him or her to sound-blend the word.

Re-read each sentence or page to ensure your child understands what they are reading. Children's attention is focused on reading the words and they find it hard to focus on the information at the same time.

Don't make them struggle too much and praise them when they succeed. Do it all with patience and love!

Story Green Words

Story Green Words are made up of sounds your child has already learnt. This book contains the following Green Words:

Hubble stared females rare galaxies
impressive advice

This book also contains the following word that your child may find more difficult to read:

woman

Red Words

Red Words are harder to read because the letters represent unusual sounds. Ask your child to read the Red Words, but if he or she gets stuck on a word, read the word to your child. This book contains the following Red Words:

who would her other wanted
were people one could what



Nancy Roman's space telescope



Written by Abbie Rushton
Illustrated by Michelle Simpson

Nancy first started to care about space when she was a child.

She would go out with her mum at night, look up and notice all the shapes that the stars made.



When Nancy was 11, she set up a club to study the stars.

She met up with other children to read books about space. They also sat in chairs in her garden and stared at the stars.



Nancy wanted to study space at a time when females were often not treated fairly, but she dared to keep going.

In the end, she got an important job at NASA, the biggest and best place to study space in America. This was fantastic, as it was very rare for a woman to get that sort of job then. Most of the people at NASA were men.

Nancy with one of the first men to step on the moon – Buzz Aldrin.




When she was at NASA, Nancy helped to make the Hubble Space Telescope. It was the first large telescope in space. It was as big as a bus!

The Hubble orbited our planet beyond the clouds, so it could take amazing photos of what was in space.




The Hubble has given us the chance to see deep into space. It has helped us to study galaxies and planets in much more depth.

The Hubble Space Telescope took this photo. It shows what happens when a star dies.



This photo also shows a star as it dies. It looks just like an eye!

One of the Hubble's most impressive photos shows some shapes in space made from cosmic dust and gas.





Questions to read and answer

Ask your child to read the sentences and choose the correct answer.

1. Nancy helped to make a huge **telescope / rocket / star**.
2. Nancy stared at **animals / stars / birds** with other children.
3. Nancy got an **important / boring / easy** job at NASA.
4. The Hubble took amazing photos of **moons / stars / planets** as they died.
5. Nancy shared her advice for getting a job studying **art / plants / space**.



Questions to chat about

Read the questions aloud to your child and ask him or her to find the answers on the relevant pages. Do not ask your child to read the questions – the words are harder than he or she can read at the moment.

- p.5** What does a telescope do?
- p.6** What did Nancy do with her mother when she was a child?
- p.8** Why was it fantastic that Nancy got a job at NASA?
- p.9** How big was the Hubble Space Telescope?
- p.12** Why was Nancy brave?

OXFORD
UNIVERSITY PRESS

Great Clarendon Street, Oxford, OX2 6DP, United Kingdom
Oxford University Press is a department of the University of Oxford.
It furthers the University's objective of excellence in research, scholarship,
and education by publishing worldwide. Oxford is a registered trade mark of
Oxford University Press in the UK and in certain other countries.

© Oxford University Press 2020

The moral rights of the author have been asserted.
All rights reserved. No part of this publication may be reproduced,
stored in a retrieval system, or transmitted, in any form or by any
means, without the prior permission in writing of Oxford University
Press, or as expressly permitted by law, by licence or under terms
agreed with the appropriate reprographics rights organization.
Enquiries concerning reproduction outside the scope of the above
should be sent to the Rights Department, Oxford University Press, at
the address above.

You must not circulate this work in any other form and you must
impose this same condition on any acquirer

Mixed Pack of 13
ISBN 978-1-38-200088-8

Mixed Pack of 130
ISBN 978-1-38-200089-5

10 9 8 7 6 5 4 3 2 1

Printed in China by Golden Cup

Acknowledgements

Cover photos: Zenobillis/Shutterstock and NASA/ESA/Hubble.

Illustrations: Michelle Simpson

Photo credits: **P3, P8 & P13** NASA Archive/Alamy Stock Photo; **P5** Science
History Images/Alamy Stock Photo; **P9 & P13** MarcelClemens/Shutterstock;
P10 & P13 NASA/ESA/Hubble; **P11** (top) NASA/ESA/Hubble; **P11** (bottom)
NASA/ESA/Hubble; **P12 & P13** NASA Image Collection/Alamy Stock Photo.

Oxford
OWL

For school
Discover free eBooks, teaching
notes, advice and support

For home
Helping your child's learning
with free eBooks, essential
tips and fun activities

www.oxfordowl.co.uk

