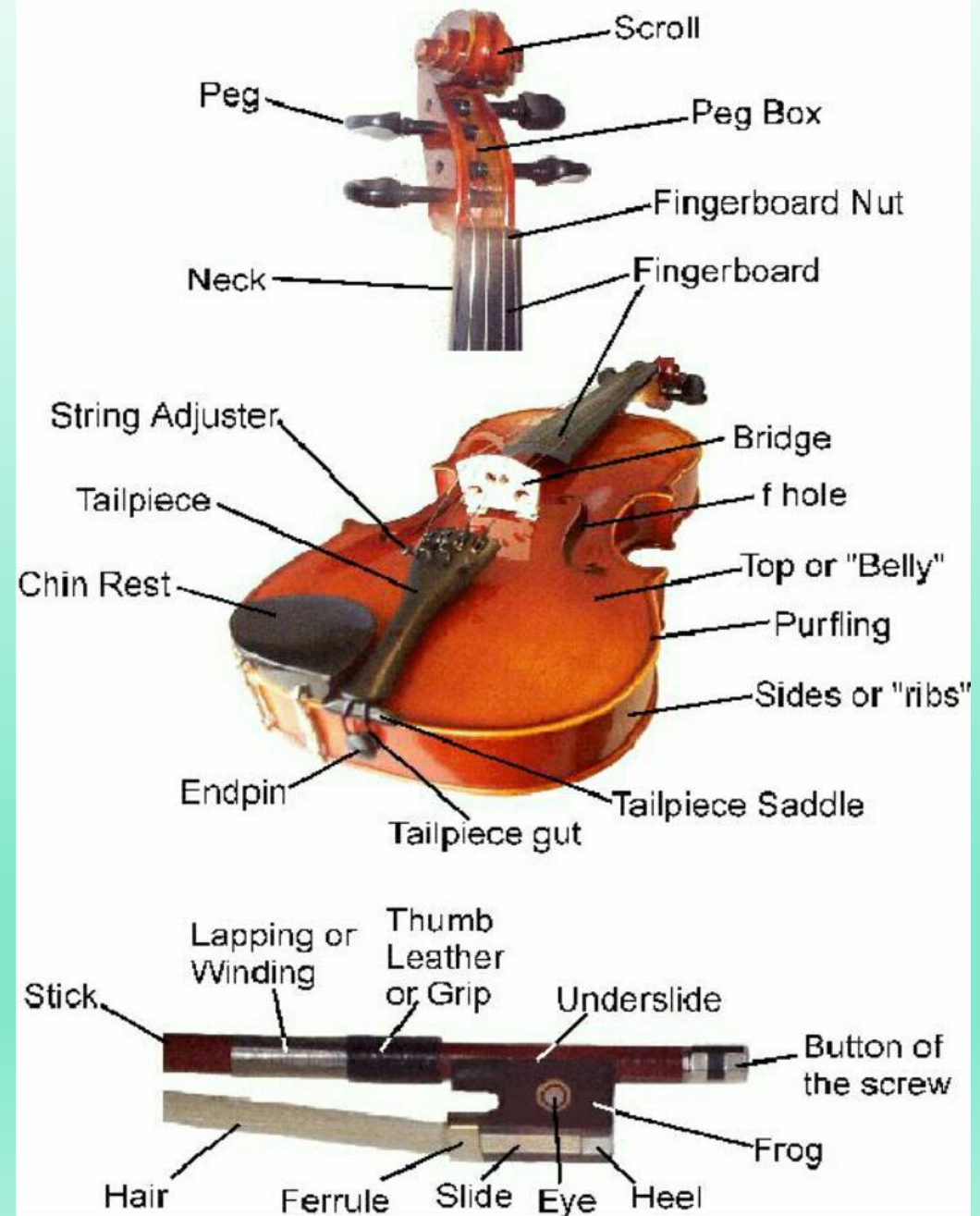




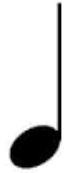
To do:

1. Revise the parts of violin.
2. Revise the parts of bow.

Parts of the Violin



Reminder: notes value.



Ta = 1 beat



Ssh/ 1 beat **Rest** = silent 1
beat,
or **Z**



Ti-ti = two halves of
the beat



Ta – a = 2 beats
To – e in the video
Rhythm Game Stage 2.

To do:

Complete the rhythm quiz.

To do: Watch a video & listen to the different styles.

<https://drive.google.com/file/d/1nm9eel-72eSGpSyQSIRtT3uJk5XdwfDj/view?usp=sharing>



Review of Bow hold. Pencil exercises.

1.



2.



3.



4.



Violin

G D A ?



Viola

? G D A

Chocolate Treats

G D G -

G D G -

gggg dddd

G D G -

To do:

Revise the song:

1. Hand positions with the name of the strings
2. With body pitch actions: D - hips & G - knees
3. With the movements of right arm = R.A., pull & push the bow.



[To do: watch the video & review the song:](https://drive.google.com/file/d/1kSokjj452hGHp6dsiBjoZFYaCC5EOBq1/view?usp=sharing)

<https://drive.google.com/file/d/1kSokjj452hGHp6dsiBjoZFYaCC5EOBq1/view?usp=sharing>

**Hear the
Giant's
footsteps x 2
Shake the
doors &
Shake the
windows
Hear the
Giant's
footsteps!**

To do: watch the video & revise the actions



https://drive.google.com/file/d/16PrM0mhAk2n4HuI_wHzT31TTqjwdghKc/view?usp=sharing



Intercity shuttle.

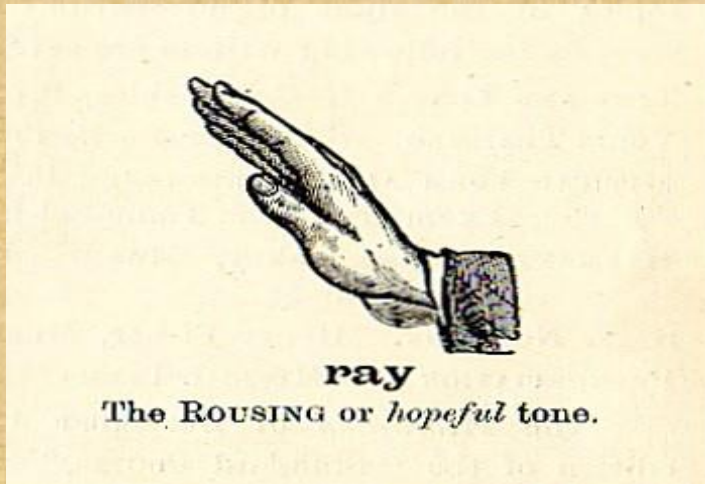




To do:

- watch a video & learn new pitch Ray (1st finger on D string/letter E)

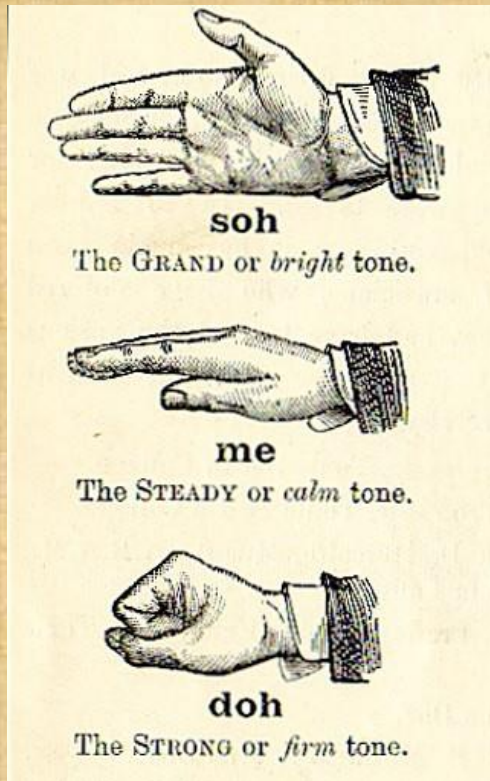
<https://drive.google.com/file/d/1VZP1TQKHknUeocae9TeWCzk-TrkT6jrb/view?usp=sharing>



To do :

- watch a video & review the song “Double this, Double that” (hand signs)

<https://drive.google.com/file/d/1EnsWecDzAu-4oAVBbQLAGjvuNH9iwCdp/view?usp=sharing>



- watch a video & enjoy the cup game

<https://drive.google.com/file/d/1snXHuG900XY26cqdke1eniweHoBNo3p/view?usp=sharing>